

Appendix 6

Socio-Economic Analysis of Neighborhood Issues Facing Milwaukee Public Schools Students and Their Families in Zip Code 53212

*Planning document prepared by the
University of Wisconsin-Milwaukee
Employment and Training Institute,
2009.*

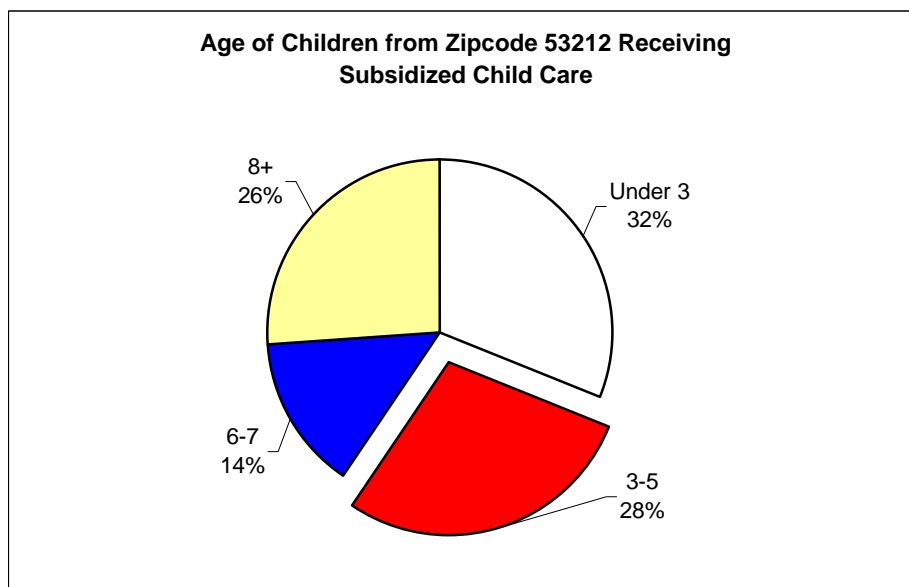
As a planning supplement to the annual count of school children in the City of Milwaukee, the University of Wisconsin-Milwaukee Employment and Training Institute assembled institutional and administrative data bases to help provide a socio-economic analysis of neighborhood issues facing Milwaukee Public School students and their families. This report provides neighborhood drilldowns for Milwaukee zip code 53212.

Contents	<u>Page</u>
Child Care Availability and Subsidies	2
Child Safety: Crime and Traffic Accidents	8
High Incarceration Rates and Returning Prisoners	11
The Housing Crisis Hits Home	13
Public Assistance to Families during the Recession	18
Driver's License Suspensions and Revocations	20
Commuting Patterns	22
Employed Parents with Income Near or Below Poverty	24

Child Care Availability and Subsidies 1996-2009

The Wisconsin Shares program provides child care subsidies for employed parents (and those in approved “W-2” activities), utilizing federal Child Care and Development Funds (CCDF) and Temporary Assistance to Needy Families (TANF). Families are eligible for support if their income is at or below 185% of poverty and may continue to receive support until their income reaches 200% of poverty.

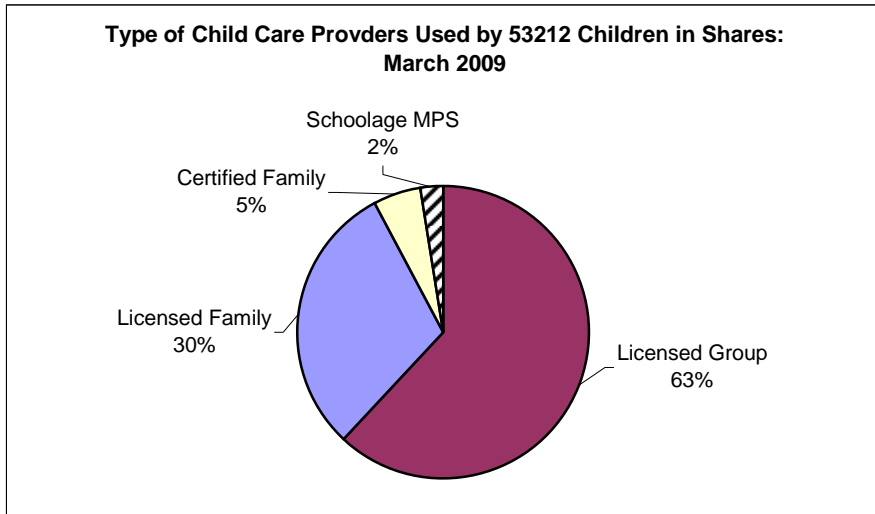
In zip code 53212 a total of 1,548 children received Wisconsin Shares child care subsidies the week of March 15, 2009. Children ages 3 through 5 made up 436 (28%) of the children in care, and another 629 children ages 6 and above were in before and after school care.



Under the Shares program parents may choose among several types of child care: licensed group care (centers licensed by the Wisconsin Department of Children and Families to serve 9 or more children), licensed family care (family providers licensed by the state to serve 4-8 children), certified family care (providers certified by Milwaukee County to care for up to 6 children in their home), and school-age programs operated by Milwaukee Public Schools.¹

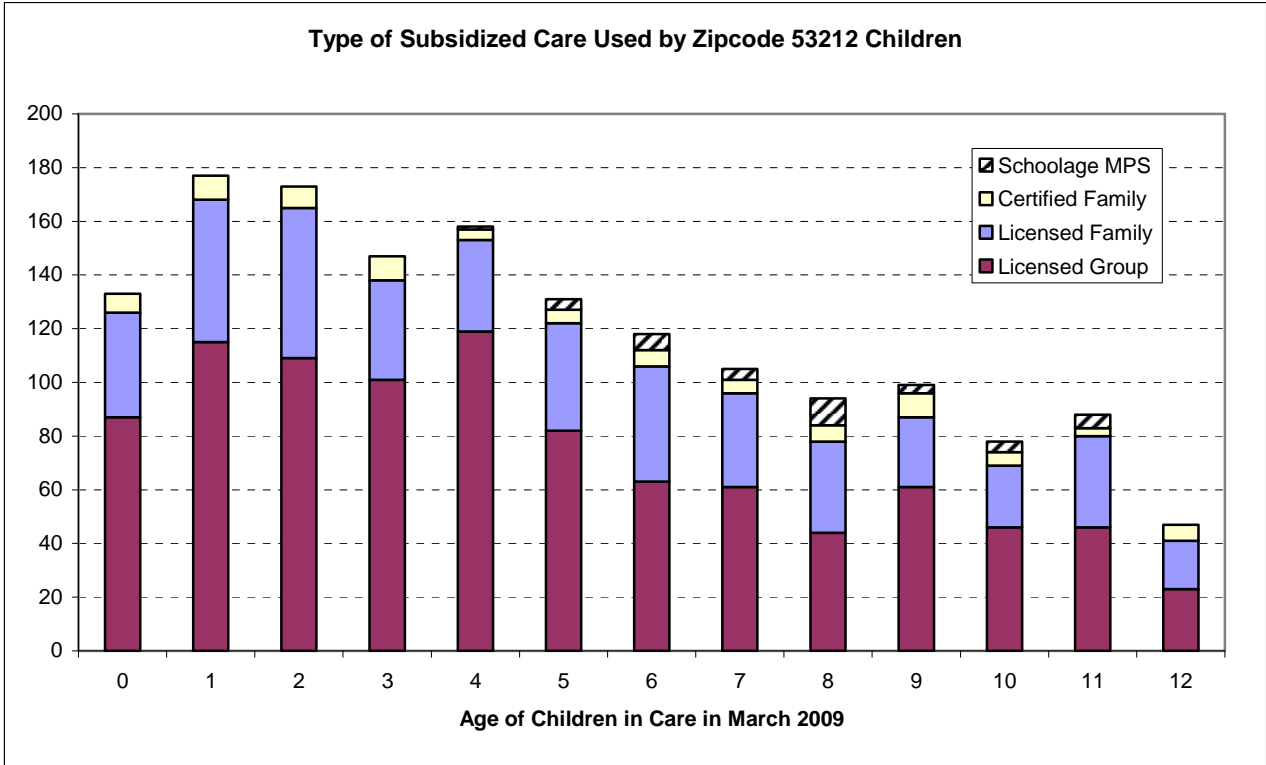
In zip code 53212, almost two-thirds (63%) of the children were in licensed group centers and 30% in licensed family care. Only 37 children (2%) were in MPS school-age child care in March 2009.

¹ “Lead teachers” in licensed group child care centers must complete only an 80-hour training class (and 25 hours of continuing education each year). “Lead teachers” caring for children under age 2 also must take a 10-hour training on infants and toddlers. “Assistant teachers” in group centers must complete only a 40-hour child care class (and take 25 hours of continuing education each year). Licensed family providers also must complete a 40-hour training class (and take 15 hours of in-service training each year). Regularly certified providers must complete a 20-hour training class (and take 5 hours of continuing education annually). Provisionally certified providers are not required to complete any training. See the Milwaukee County “Child Care Providers” website at www.county.milwaukee.gov/ChildCare9969/Providers.htm.



Zip Code 53212 Children in Subsidized Care as of March 2009

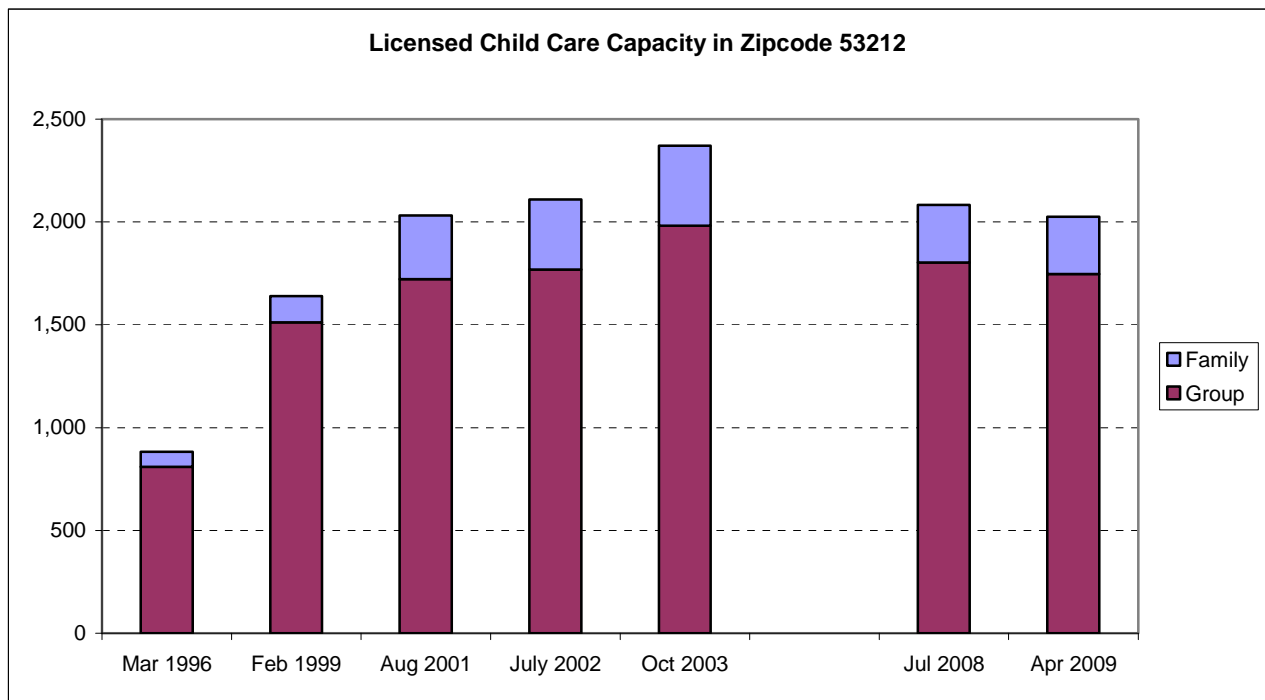
<u>Type of Care</u>	<u>Age as of March 2009:</u>													<u>Total</u>
	<u>0</u>	<u>1</u>	<u>2</u>	<u>3</u>	<u>4</u>	<u>5</u>	<u>6</u>	<u>7</u>	<u>8</u>	<u>9</u>	<u>10</u>	<u>11</u>	<u>12</u>	
Licensed Group	87	115	109	101	119	82	63	61	44	61	46	46	23	957
Licensed Family	39	53	56	37	34	40	43	35	34	26	23	34	18	472
Regularly Certified Family	6	7	6	8	4	5	6	5	6	8	5	3	6	75
Provisionally Certified Family	1	2	2	1						1				7
Schoolage MPS					1	4	6	4	10	3	4	5		37
All	133	177	173	147	158	131	118	105	94	99	78	88	47	1,548



Licensed Child Care Providers Located in Zip Code 53212

The state Department of Health and Family Services had licensed 34 group centers located in zip code 53212, with a licensed capacity for 1,747 children and 35 family providers with a capacity for 278 children as of April 2009. (In addition, parents may place their children in the care of neighbors, friends or relatives and receive subsidy support if the provider has been certified by Milwaukee County as meeting minimum state requirements.)

The capacity of licensed child care has more than doubled since the Wisconsin Shares program was developed using funded through federal Temporary Assistance to Needy Families (TANF) and the Child Care and Development Fund (CCDF). Licensed capacity is down from the nearly 2,400 slots reported as of 2003.



Licensed Group Centers in Milwaukee Zip Code 53212
(as of April 2009)

<u>Facility Name</u>	<u>Street Address</u>	<u>Capacity</u>	<u>Ages Accepted</u>	<u>Days Open</u>
SDC HEAD START NORTH	606 W CONCORDIA AVE	142	3 yrs - 5 yrs -	Mon-Fri
COA CHILD CARE CENTER	909 E GARFIELD AVE	108	6 wks - 12 yrs	Mon-Fri
TOMORROW'S FUTURE EARLY CC CTR INC	1451 N 6TH ST	85	4 wks - 12 yrs	Mon-Fri
SCAIFE DAY CARE LLC	531 E BURLEIGH ST	82	6 wks - 12 yrs	Mon-Sat
HEARTLOVE CHILD DEVELOPMENT CENTER	3229 N MARTIN LUTHER KING DR	80	4 wks - 12 yrs	Mon-Fri
PRISTINE CHILD CARE CENTER	1850 N MARTIN LUTHER KING DR	80	6 wks - 12 yrs	Mon-Fri
GUADALUPE HEAD START NORTH	2669 N RICHARDS ST	79	2 yrs - 6 yrs	Mon-Fri
THE NURTURING NOOK	575 W RIVER WOODS PKWY	75	6 wks - 6 yrs	Mon-Fri
NORTHCOTT HEAD START CHILD DEV CTR	2460 N 6TH ST	73	3 yrs - 6 yrs	Mon-Fri
EXECUTIVE KIDS	2044 N MARTIN L KING JR DR	72	3 wks - 12 yrs	Mon-Fri
MALAIKA EARLY LEARNING CENTER	125 W AUER AVE	65	6 wks - 12 yrs	Mon-Fri
CHILDREN'S RAINBOW LEARNING CTR	519 W BROWN ST	57	4 wks - 12 yrs	Mon-Fri
THE RIGHT WAY CHILD CARE CTR SITE 3	2949 N MARTIN LUTHER KING DR	56	6 wks - 12 yrs	Mon-Fri
BOYS & GIRLS CLUB PIEPER-HILLSIDE	611 W CHERRY ST	50	5 yrs - 8 yrs	Mon-Fri
LOVE AT FIRST SIGHT LEARNING ACAD	1718 N 1ST ST STE 1N1	50	6 wks - 12 yrs	Mon-Fri
KINGDOM KIDS CHILDCARE CENTER	2412 N 6TH ST	48	2 wks - 12 yrs	Mon-Fri
MT ZION CHILD DEVELOPMENT CENTER	2207 N 2ND ST	45	4 wks - 12 yrs	Mon-Fri
LITTLE ANGEL ACADEMY CHILD DEV CTR	3416 N PORT WASHINGTON RD	43	2 wks - 12 yrs	Mon-Fri
HANNAH'S CHILD DEVEL & LRNG CTR	412 E BURLEIGH ST	41	08wks - 12 yrs	Mon-Fri
GROWING TREASURES CDC	2500 N HOLTON ST	37	1 wk - 12 yrs	Sun-Sat
NEW HOLY GHOST TABER DAYCARE CTR	140 W GARFIELD AVE	36	6 wks - 12 yrs	Mon-Fri
STOKES NEST CHILD CARE & PRESCHOOL	2378 N MARTIN LUTHER KING DR	36	6 wks - 12 yrs	Mon-Fri
C & C CHILD DEVELOPMENT CENTER	413 E NORTH AVE	34	4 wks - 12 yrs	Sun-Sat
VICTORY DAY CARE CENTER INC	3132 N MARTIN LUTHER KING DR	32	6 wks - 12 yrs	Mon-Fri
GOD'S CARE CHILD CENTER INC	3818 N PORT WASHINGTON RD	31	4 wks - 12 yrs	Mon-Sat
PRICILLAS CHILD CARE DEV CTR	1934 N MARTIN LUTHER KING DR	30	6 wks - 12 yrs	Mon-Fri
THERESSA'S DIFFERENT WORLD CC INC	2925-27 N HOLTON	30	6 wks - 11Y	Mon-Fri
JOHNSON PRESCHOOL & LEARNING CENTER	3444 N PORT WASHINGTON RD	25	2 wks - 12 yrs	Sun-Sat
BOOMLAND LEARNING CENTER	3567 N MARTIN LUTHER KING DR	22	6 wks - 12 yrs	Mon-Fri
HONEY BEARS LEARNING TREE	130 W KEEFE AVE	22	6 wks - 12 yrs	Mon-Sat
LIFEWAYS EARLY CHILDHOOD CENTER	3224 N GORDON PL	22	3 mos - 12 yrs	Mon-Fri
NE-NE'S CHILDCARE CENTER	2979 N PALMER ST	22	6 wks - 12 yrs	Sun-Sat
BOWIE'S BOUNCING BABIES	325 E GARFIELD AVE	19	6 wks - 12 yrs	Mon-Fri
CHER-UP'S CHILD CARE CENTER	2446 N SEVENTH ST	18	6 wks - 12 yrs	Mon-Fri

Licensed Family Centers in Milwaukee Zip Code 53212
(as of April 2009)

<u>Facility Name</u>	<u>Street Address</u>	<u>Capacity</u>	<u>Ages Accepted</u>	<u>Days Open</u>
ALL GODS CHILDREN EAST	134 E CHAMBERS ST	8	6 wks - 12 yrs	Sun-Sat
ALL NIGHT CHILD CARE	2216 N 1ST ST	8	6 wks - 12 yrs	Sun-Sat
ALMA'S DAY CARE CENTER	2409 N 4TH ST	8	2 yrs - 12 yrs	Mon-Fri
ANNETTE FOSTER ACADEMY OF LEARNING	2339 N BOOTH ST	8	6 wks - 12 yrs	Sun-Sat
ASHLEY'Z IT'S CHILD TIME CDC INC	4045 N PORT WASHINGTON RD	8	4 wks - 13 yrs	Sun-Sat
BESSIE'S DAY CARE #4	3014 N 7TH ST	8	1 day - 12 yrs	Mon-Fri
BIG MOMMA'S CHILD CARE	3620 N 3RD ST	8	4 wks - 12 yrs	Mon-Sat

Facility Name	Street Address	Capacity	Ages Accepted	Days Open
COLA'S CARE CHILDCARE	2859 N 4TH ST	8	4 wks - 12 yrs	Mon-Fri
COMMUNITY CHILD CARE	3404 N HUBBARD ST	8	4 wks - 12 yrs	Sun-Sat
DREAM ANGEL FCC	3412 N BUFFUM ST	8	6 wks - 12 yrs	Mon-Sat
DREAMS FAMILY CHILD CARE 2	3385 N 2ND ST	8	6 wks - 12 yrs	Mon-Fri
ENQUIRING MINDS LEARNING CENTER	122 W CONCORDIA AVE	8	1 day - 12 yrs	Mon-Sat
ETERNITY CHILD CARE	3621 N 2ND ST	8	6 wks - 12 yrs	Mon-Sat
EUPELL'S BIG GRANNY CENTER	2837 N RICHARDS ST	8	4 wks - 12 yrs	Mon-Fri
FOOTPRINTS	2118 N BUFFUM ST	8	6 wks - 12 yrs	Sun-Sat
GEE GEE'S PLAYHOUSE	3213 N 1ST ST	8	6 wks - 12 yrs	Mon-Fri
HONEYS FAMILY CHILD CARE & DEV SERV	3904 N 4TH ST	8	6 wks - 12 yrs	Sun-Sat
JUST LIKE HOME CHILDCARE CTR 2	4018 N 7TH ST	8	4 wks - 12 yrs	Sun-Sat
KC'S FAMILY DAY CARE	2763 N 6TH ST	8	6 wks - 12 yrs	Sun-Sat
LADY BUG'S LITTLE ANGELS CHILD CARE	3118 N 7TH ST	8	6 wks - 12 yrs	Mon-Sat
LINDY'S CHILD CARE AND DEVELOPMENT	3841 N PORT WASHINGTON RD	8	4 wks - 12 yrs	Mon-Fri
LIT-O-TYKES CC	2659 N HUBBARD ST	8	6 wks - 12 yrs	Mon-Fri
MILWAUKEE ALL-STAR CHILD CARE	3357 N 3RD ST	8	6 wks - 12 yrs	Sun-Sat
MONCHO MOMS FAMILY CHILD CARE	3067 N 2ND ST	8	3 wks - 12 yrs	Sun-Sat
NEW DIRECTIONS CHILD CARE CENTER	2422 N 2ND ST	8	4 wks - 12 yrs	Sun-Sat
ONE STEP AT A TIME FAM CHILD CARE	2330 N HOLTON ST	8	6 wks - 12 yrs	Mon-Fri
ORA'S FAMILY LEARNING CENTER	3905 N 6TH ST	8	6 wks - 13 yrs	Sun-Sat
POOHBEAR CHILDCARE ACADEMY LLC #2	220 W AUER ST	8	6 wks - 13 yrs	Sun-Sat
RAINBOW BRIDGE LLC	3434 N WEIL ST	8	6 wks - 12 yrs	Mon-Fri
SANDERS FAMILY CHILD CARE CENTER II	3422 N 2ND ST	8	6 wks - 12 yrs	Mon-Fri
SUCH IS THE KINGDOM OF HEAVEN CCC	2852 N BOOTH ST	8	4 wks - 12 yrs	Sun-Sat
THE WHOLE ARMOUR OF GOD	110 W CHAMBERS ST	8	6 wks - 12 yrs	Sun-Sat
TRUE LOVE CHILD DEVELOPMENT CENTER	107 W BROWN ST	8	4 wks - 13 yrs	Sun-Sat
TWINKLE DEES CHILD CARE	2241 N BOOTH ST	8	6 wks - 12 yrs	Mon-Fri
KC'S SMALL WONDERS FAMILY CHILDCARE	533B W HADLEY ST	6	6 wks - 12 yrs	Sun-Sat

Child Safety: Crime and Traffic Accidents 2008

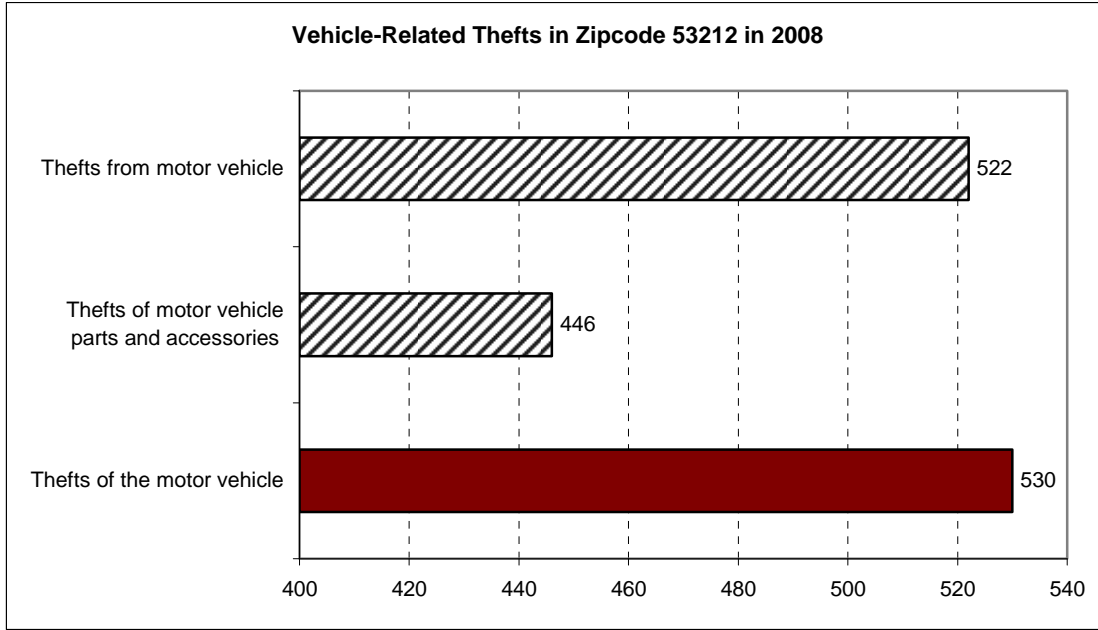
Safety is a primary concern for parents living in inner city neighborhoods where crime remains at high levels and large numbers of traffic accidents are reported.

- In the 2008 calendar year, the Milwaukee Police Department reported 4,219 Class A crimes in zip code 53212, including 264 cases of aggravated assault, 478 cases of simple assault, 483 burglaries, 312 robberies, and 2 homicides.

2008 Crimes Reported in Zip Code 53212	<u>Total Reported</u>
Motor vehicle theft	530
Destruction/damage/vandalism of property	527
Theft from motor vehicle	522
Burglary/breaking and entering	483
Simple assault	478
All other larceny	449
Theft of motor vehicle parts/accessories	446
Robbery	312
Aggravated assault	264
Shoplifting	56
Theft from building	28
Purse snatching	25
Arson	20
Forcible rape	15
Disorderly conduct	10
Pocket picking	10
Forcible fondling	9
Statutory rape	9
Forcible sodomy	8
Intimidation	5
Kidnapping	5
Homicide	2
All other offenses	6
Grand Total	4,219

Source: Milwaukee Police Department, posted on the City of Milwaukee COMPASS website.

- Even parking near the school is an issue, with 522 thefts from motor vehicles, 446 thefts of motor vehicle parts and accessories, and 530 thefts of the vehicles themselves reported.



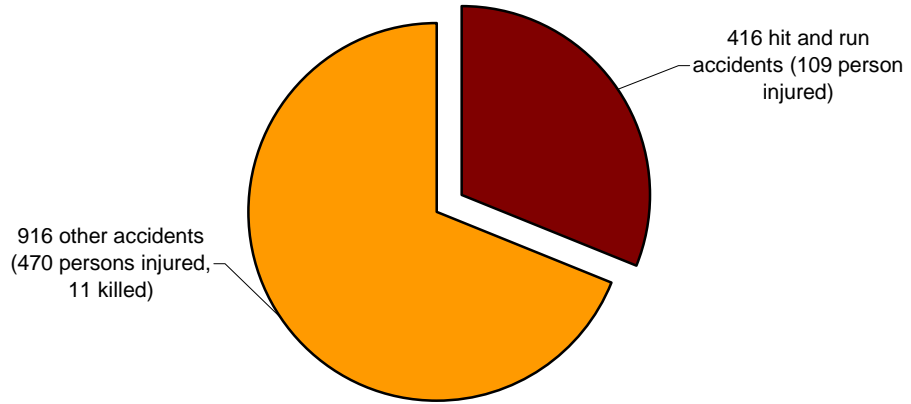
Concerns about the safety of children are heightened by the number of traffic accidents reported in the inner city.

- In 2008, 1,332 traffic accidents were reported in zip code 53212. A total of 579 people were injured in these accidents and 11 were killed.
- Nearly a third (31%) of the traffic accidents were “hit and run” where the driver did not remain at the scene to aid victims or to report damages.

2008 Traffic Accidents Reported in Zip Code 53212	Total Accidents	Total Persons Injured	Total Persons Killed
Hit and run	416	109	0
Other	916	470	11
Total	1,332	579	11
% Hit and Run	31%	19%	0%

- In 2008 in zip code 53212, 109 people were injured in accidents involving “hit and run” drivers.

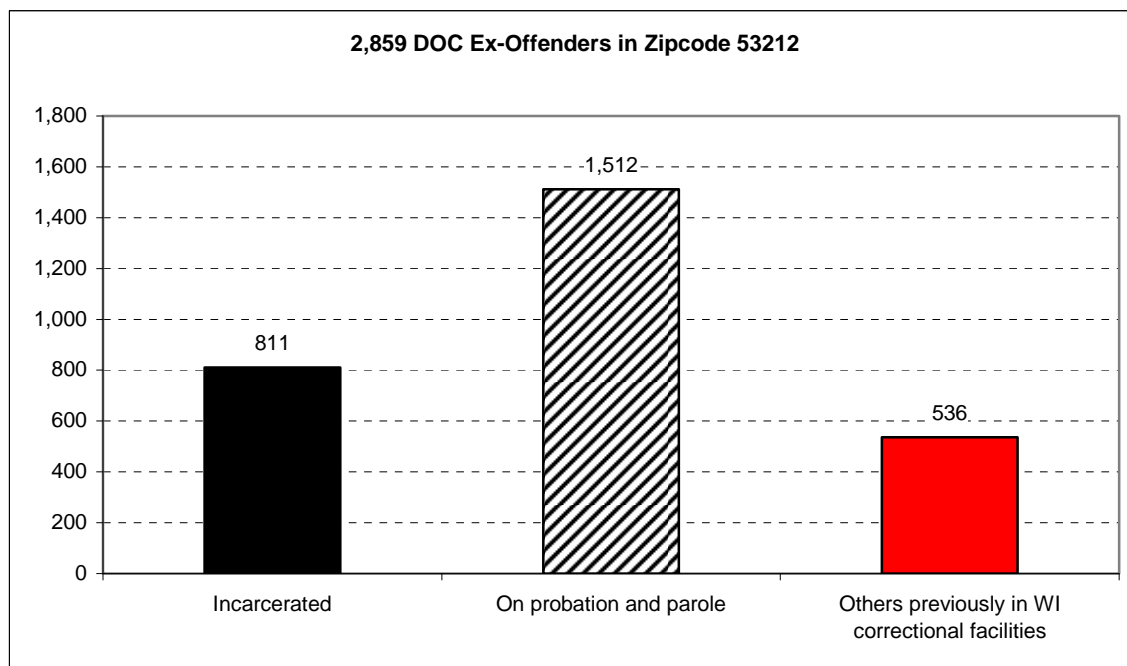
Traffic Accidents in 2008: Zipcode 53212



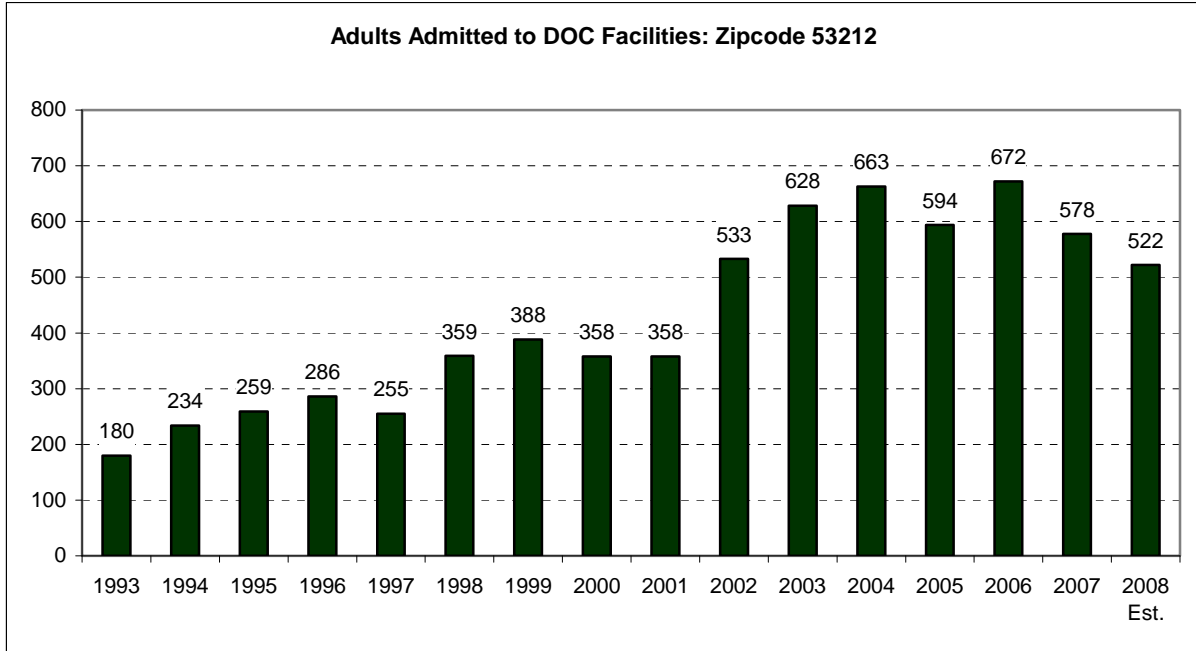
High Incarceration Rates and Returning Prisoners 1993-2009

The absence of many males of prime workforce age and the high numbers of men incarcerated and released from state correctional facilities each year have tremendous impact on the stability and earnings of families. The Department of Corrections (DOC) public inmate data files from January 1993 through August 2008 and the probation and parole file for March 2009 were examined to gain information on adult inmates from state correctional facilities. The DOC files identify individuals in the Wisconsin Department of Corrections system but do not include other inmates in the House of Corrections or city jail. Data entries for admission and release from DOC facilities are for any reason, including alternatives to revocation or for temporary probation and parole holds.

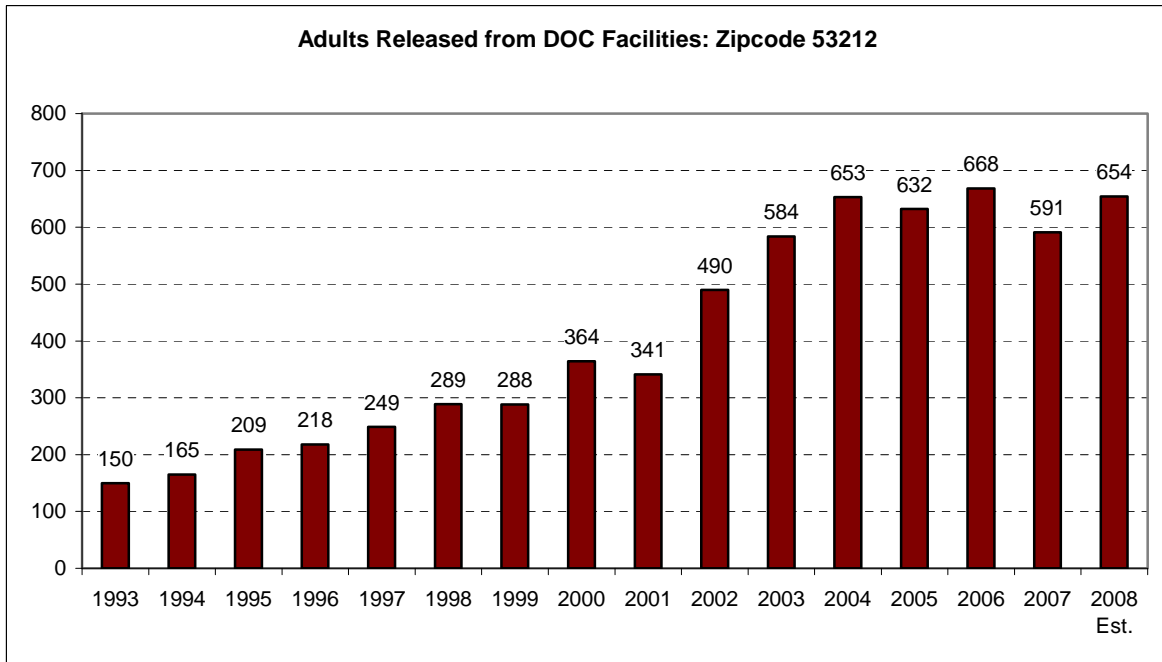
- A total of 2,859 adults from zip code 53212 are in the state corrections system. These include 811 adults incarcerated in state facilities (as of August 2008), 1,512 adults on probation and parole, and another 536 adults who had been previously incarcerated (1993-2008). This total is likely on the low end as no address was available for 10% of DOC ex-offenders from Milwaukee County. It is likely that at least some of these ex-offenders are living in the 53212 zip code.



- The number of adults incarcerated from zip code 53212 each year has more than doubled since the mid-1990s. Given high rates of recidivism many adults are incarcerated several times.



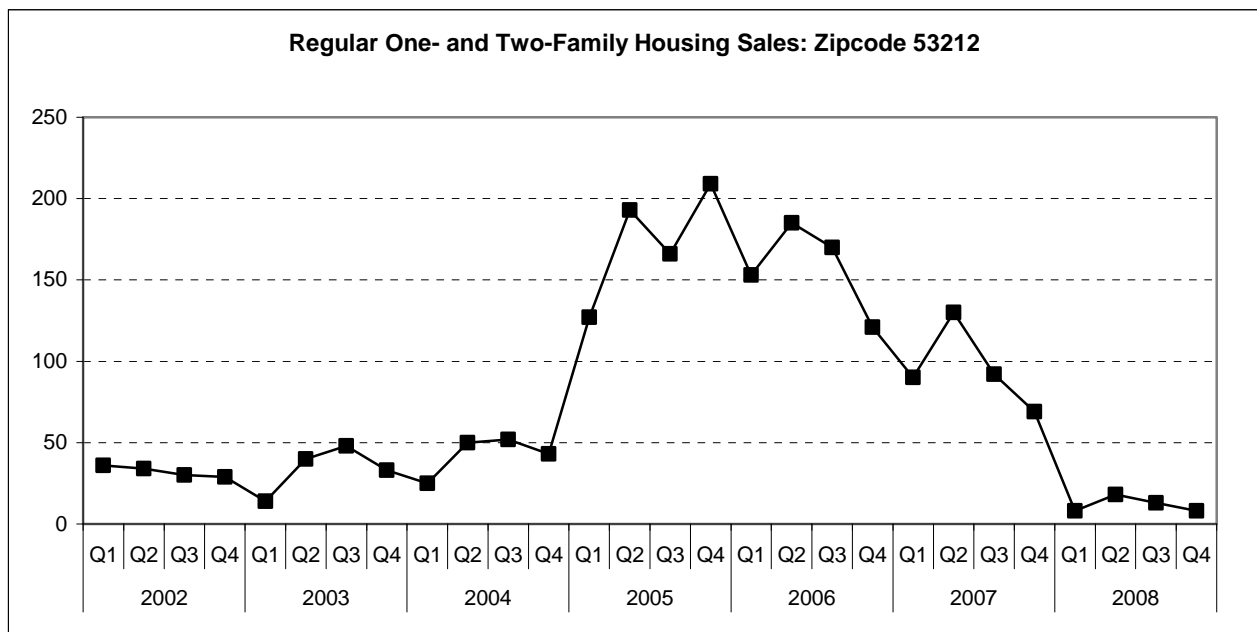
- Since 1993 the number of individuals being released from state adult correctional facilities into zip code 53212 has grown dramatically from 150 in 1993 to 653 in 2004. Many subsequently returned to prison.



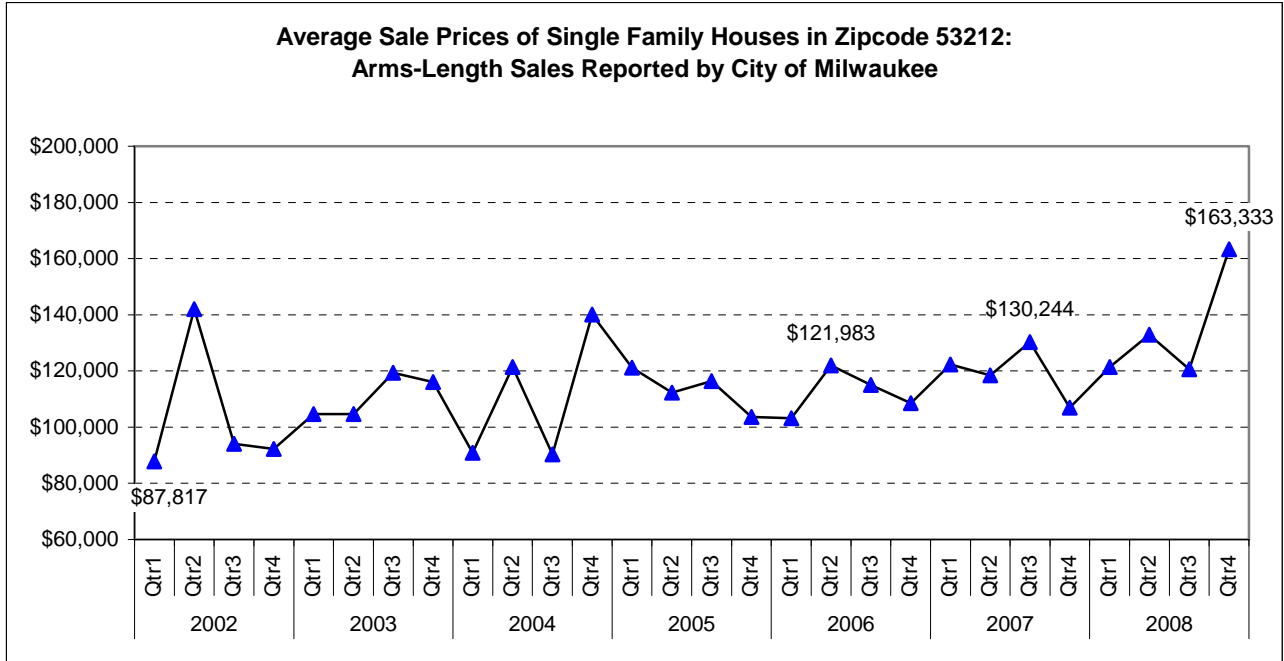
The Housing Crisis Hits Home 1994-2009

While an analysis of the mortgage crisis in Milwaukee is beyond the scope of this paper, several data sources indicate that the problem has been extremely severe for Milwaukee families and that the effects are far from over. The mobility rates seen among MPS families can be expected to continue at high rates. Many home-owning families are unable to meet their mortgage, insurance, property tax, utilities bill and other housing obligations. Renters, already paying large portions of their income for housing, are caught in the middle of foreclosure actions against property owners as well as escalating rents due to rising utility bills and disproportionately high property taxes for inner city properties.

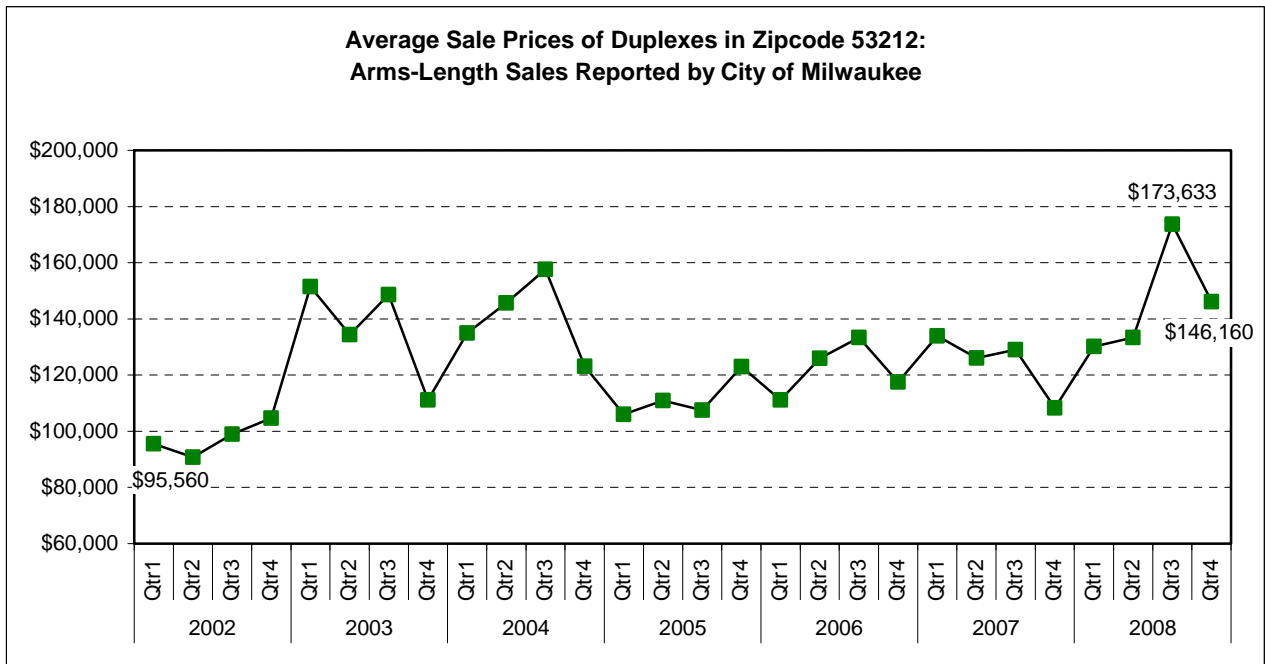
The flurry of housing sales in zip code 53212 reached its peak in 2005, 2006, and the first half of 2007. By 2008 housing sales were below 20 a quarter.



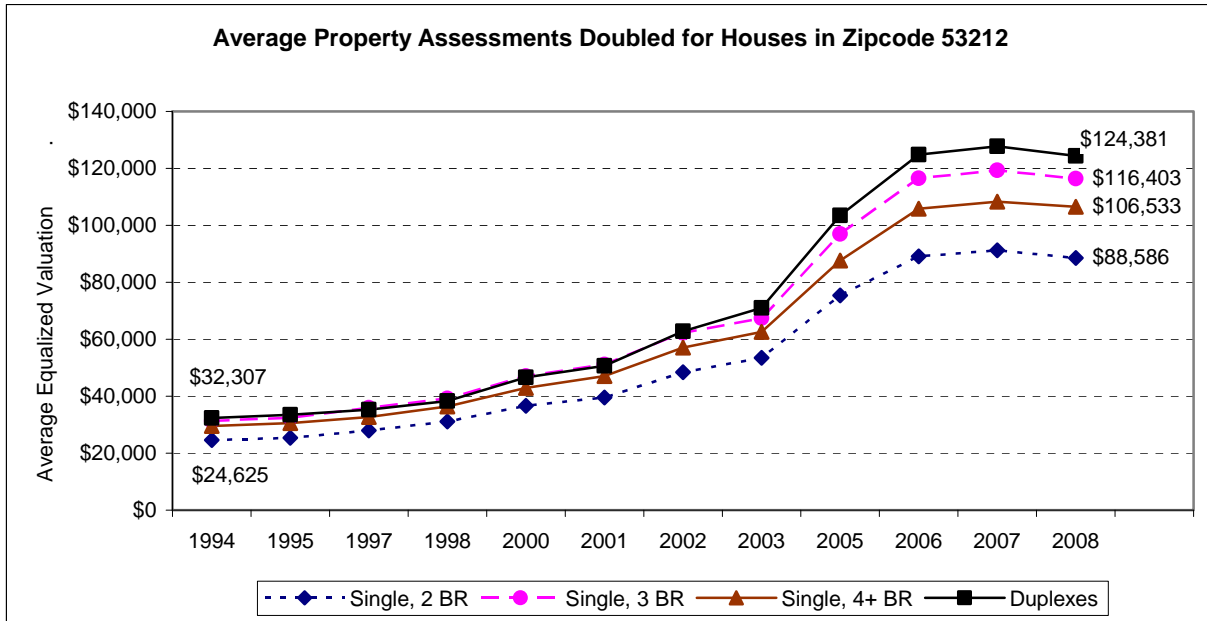
In zip code 53212 the fluctuation in average quarterly sales prices reflects the wide range of housing prices in this neighborhood as well as the small number of regular sales. Only 25 arms-length sales of single family houses were recorded for 2008.



Similarly, only 21 arms-length duplex sales were reported in 2008, contributing to the wide fluctuation in average sales prices per quarter.



The establishment of property assessments is particularly challenging given the few sales in the zip code.

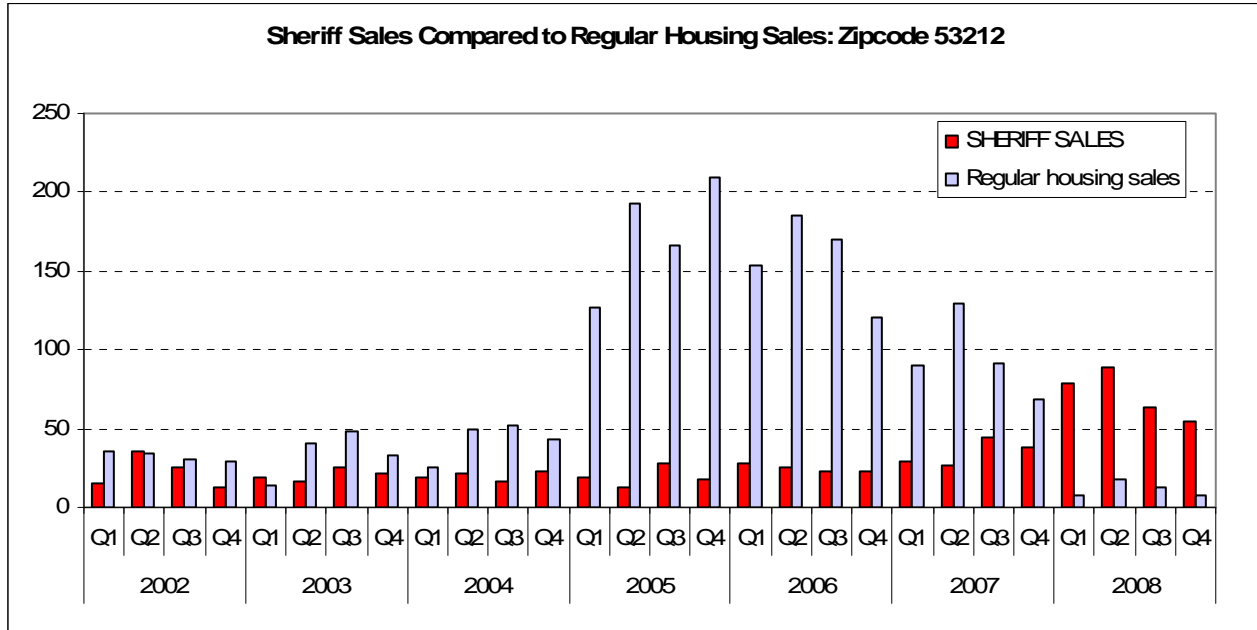


Source: City of Milwaukee Master Property file. Property assessments are converted to full value based on reported equalized assessment ratios

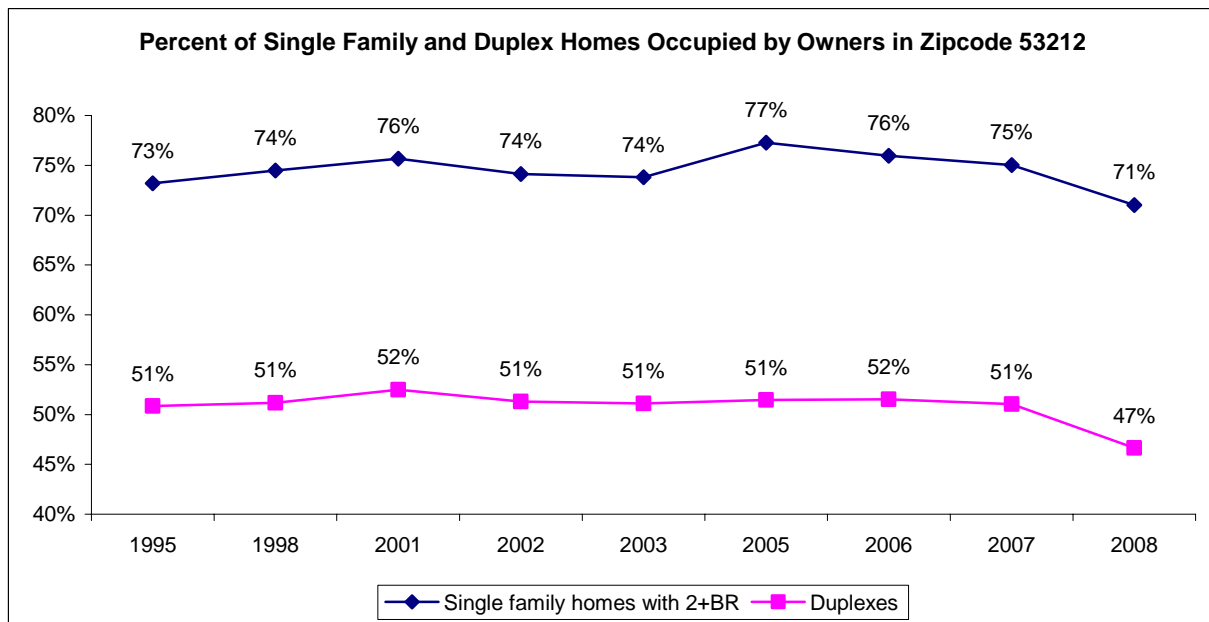
Foreclosure cases filed with the Milwaukee County circuit courts and reaching the Milwaukee County sheriff's office for auction sales were analyzed to shed light on the extent to which the national mortgage crisis reached Milwaukee neighborhoods and MPS families. Foreclosure activity has reached the stage where each Monday morning the Milwaukee County sheriff holds real estate auctions for houses that have been foreclosed for non-payment of mortgages. The foreclosure cases filed with the Milwaukee County circuit courts and reaching the sheriff for auction sales were analyzed to shed light on the extent to which the national mortgage crisis reached Milwaukee neighborhoods and MPS families.

The map below shows sheriff sales scheduled in zip code 53212 for the recent period from January 1, 2007 – May 1, 2009. **Nearly every block in the zip code has problem properties reaching the sheriff sale stage.** The properties up for auction are often in severe distress. Some may have already been abandoned, renters may be displaced or uncertain about who owns the property, repairs are frequently delayed, and vandalism is not uncommon.

The annual number of one-family and two-family houses put up for sheriff sales in zip code 53212 rose from 100 houses in 2006 to 139 houses in 2007, and up to 287 houses in 2008. In every quarter of 2008 sheriff sales rather than regular housing sales dominated the market.



It appears that an immediate impact of the housing crisis has been a **drop in home ownership**. Home ownership rates for single family houses (with 2 or more bedrooms) dropped from 77% in 2005 to 71% by 2008. The home ownership rate for duplexes (where the owner lived in one of the units) went from 52% in 2006 to 47% in 2008.

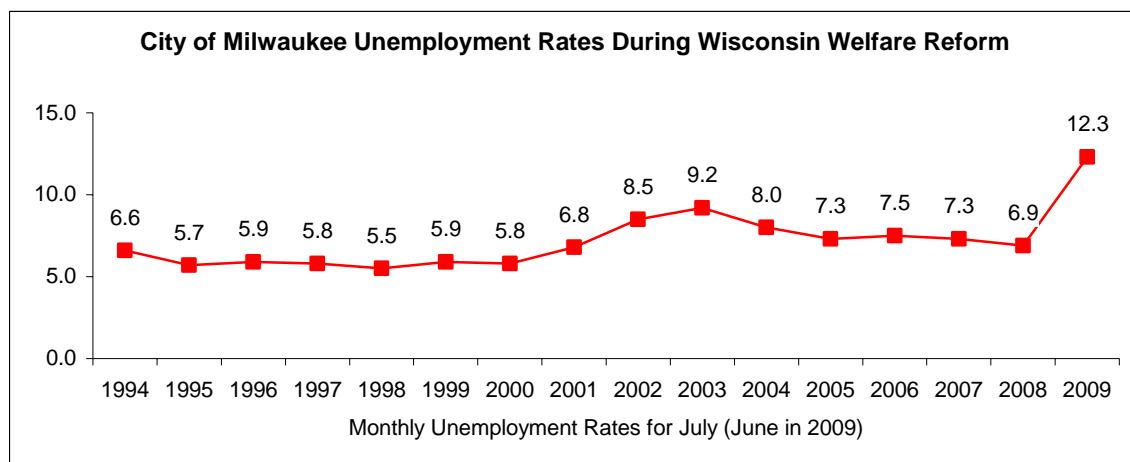


Source: City of Milwaukee property file.

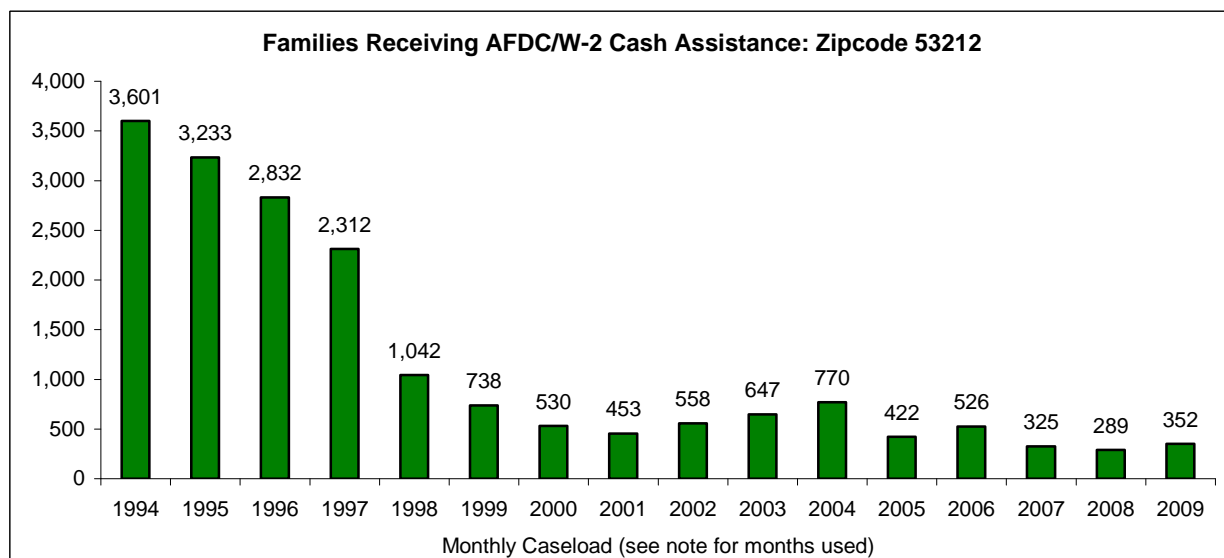
Public Assistance to Families during the Recession 1994-2008

Enrollments in BadgerCare Plus (medical insurance for low-income families and children) and FoodShares (formerly food stamps) have increased substantially over the past year as the economy has worsened, but there has been little change in the number of Milwaukee families receiving “W-2” income support.

- The city of Milwaukee unemployment rate has nearly doubled over the past year, from 6.9% in July 2008 to 12.3% in June 2009. During this period, however, the number of families in zip code 53212 receiving W-2 income support remains very low, increasing by only 63 families from July 2008 to May 2009.

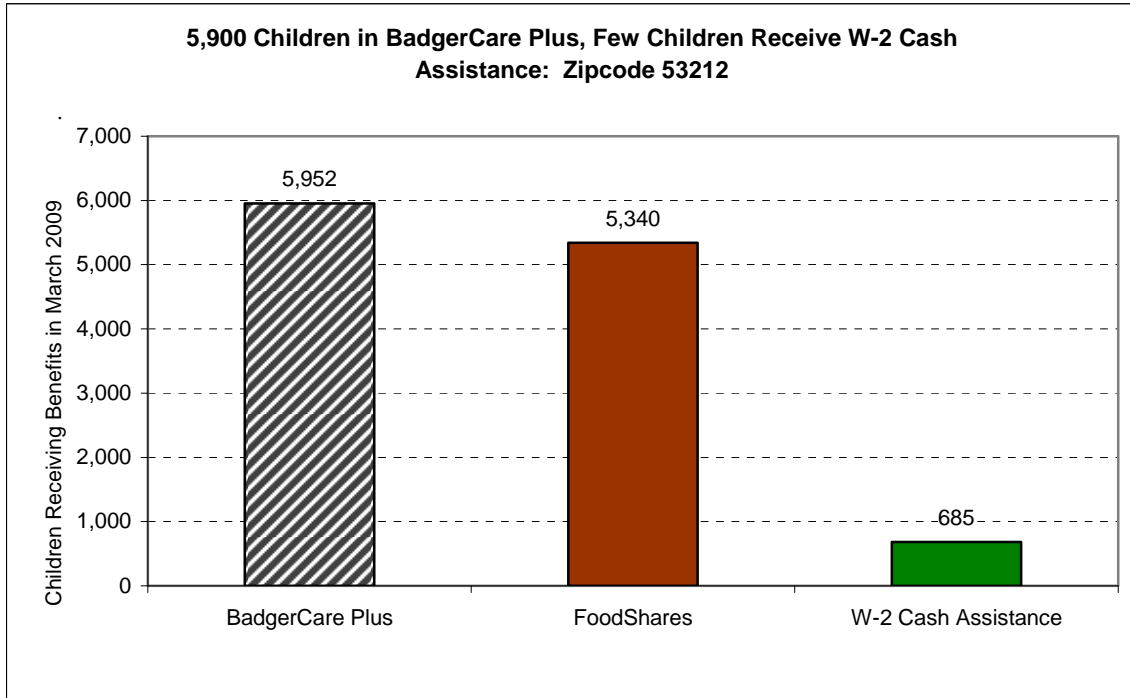


- Fewer families received W-2 income support in May 2009 (when the city unemployment rate reached 12.3%) than five years ago in July 2004 (when the city unemployment rate was at 8%). In May 2009 only 352 families in zip code 53212 were receiving W-2 cash assistance; in July 2004 there were 770 families receiving income support.



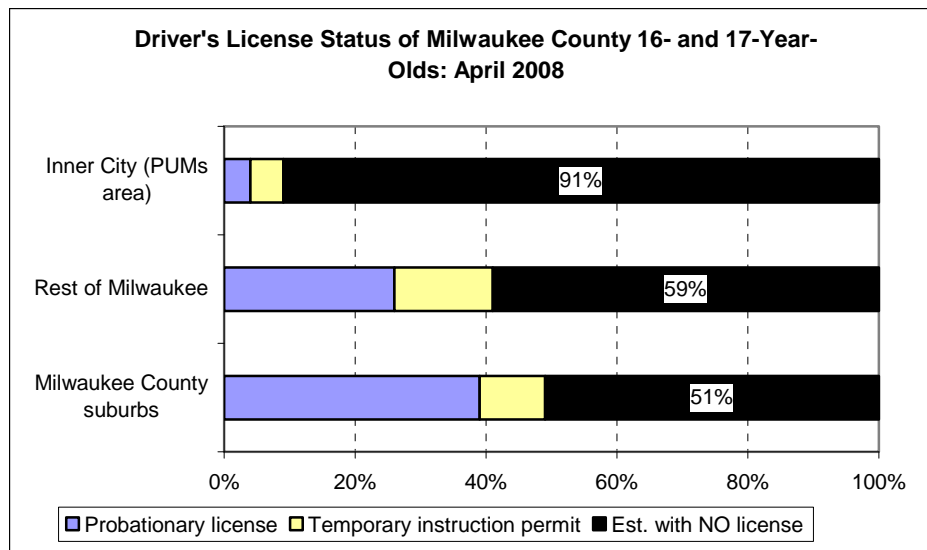
Note: Monthly caseloads shown above are for July for the years 2001-2008 and in other years for March 1994, December 1995, September 1996, June 1997, April 1998, February 1999, April 2000, June 2001, and May 2009.

- The state is making substantial efforts to increase enrollment of low-income children and families in federal/state medical insurance and FoodShare programs during the economic recession. As of March 2009, 5,962 children were enrolled in BadgerCare Plus and 5,340 children were receiving food stamp benefits in zip code 53212. Meanwhile less than 700 children were in families receiving W-2 income support.



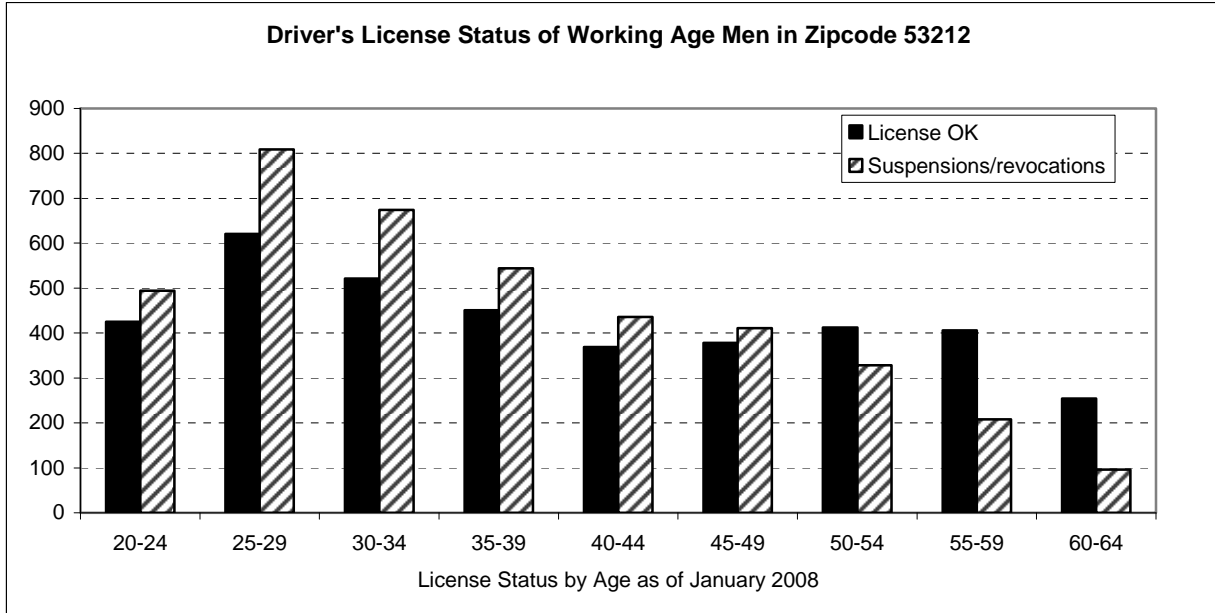
Driver's License Suspensions and Revocations 2008

Only 9% of inner city Milwaukee teens aged 16 and 17 have probationary licenses (4%) or learner's permits (5%), according to 2008 Wisconsin Department of Transportation (DOT) driver's license files and U.S. Census population counts. Most (91%) inner city teens have NO license. By contrast, only 49% of 16- and 17-year-old teens living in the Milwaukee County suburbs have no license.

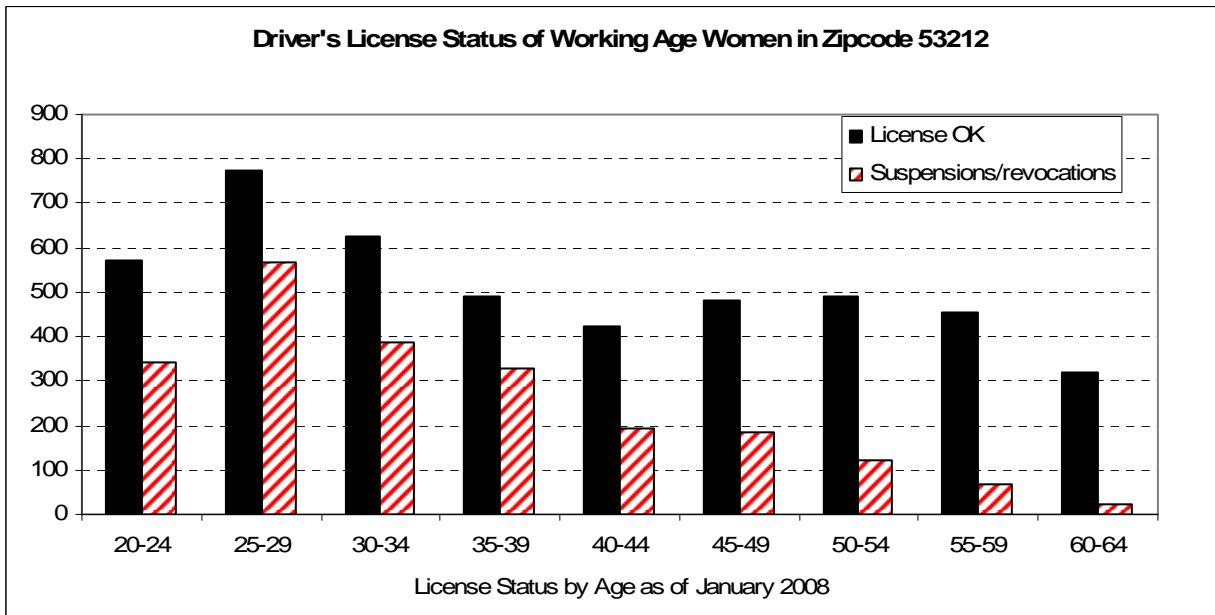


The problems of teens lacking driver's licenses persist into adulthood. Access to private transportation is critical for reaching most job openings in the metro area, yet few teens obtain their license while in school and dropouts under age 18 are prohibited from obtaining licenses. A host of factors contribute to the lack of driver's licenses among central city residents -- the lack of affordable driver's education programs for teens, the high cost of auto insurance in inner city neighborhoods, lack of vehicles among low-income residents, and high rates of license suspensions and revocations. Minorities are far more likely to have license suspensions and revocations than whites in Milwaukee County where minor vehicle infractions related to older cars ("driving while poor") may turn into felony violations if the individual is stopped while driving with a suspended license.

- In zip code 53212 state DOT files showed 5,051 males and 2,283 females with suspensions and revocations.
- More men under age 50 have suspended and revoked licenses than hold clear licenses in zip code 53212.



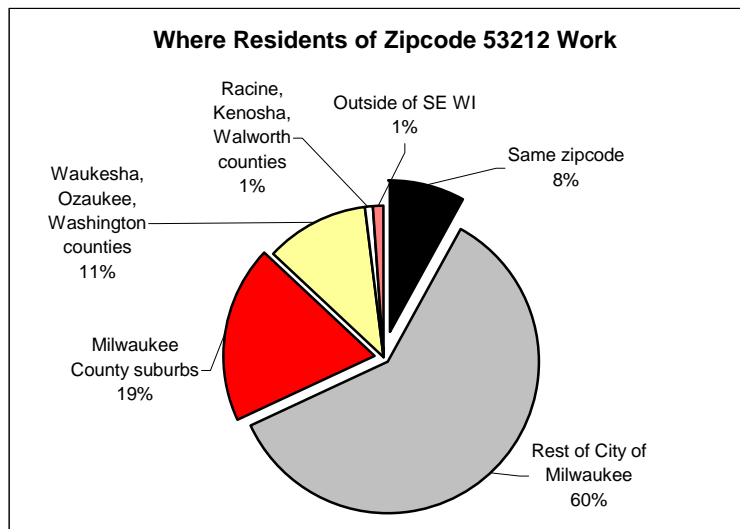
- Large numbers of women, particularly in their twenties and thirties have suspensions and revocations.



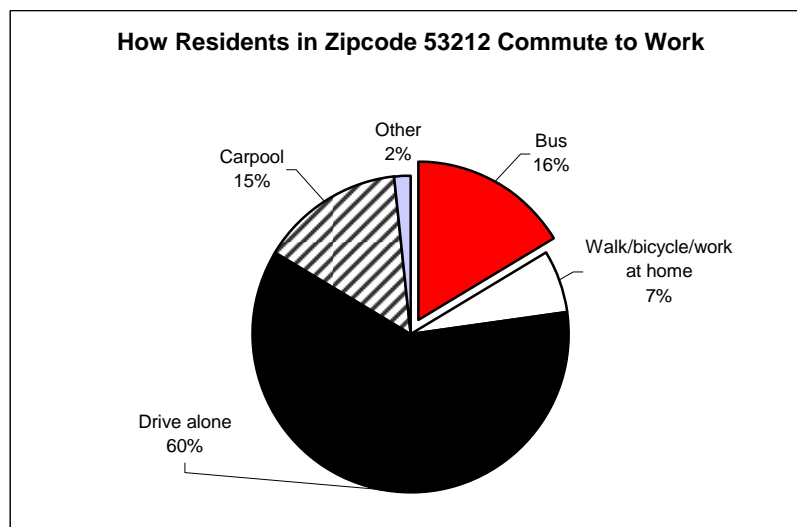
Commuting Patterns 2000 CTPP

The 2000 Census Transportation Planning Package, released in 2004/2005, offered a unique opportunity to assess the commuting patterns of workers from zip code 53212. Responses to the Census long-form questionnaire (issued to one out of 6 households) were coded by address for residence and place of work.

- For many residents of zip code 53212, the labor market was very limited. According to the Census 2000 transportation files, 87% of 53212 residents worked in Milwaukee County, including 68% of 53212 residents who were employed at jobsites within the City of Milwaukee. About 11% of residents had jobs in Waukesha, Ozaukee and Washington (WOW) counties. Almost no residents commuted to Racine, Kenosha and Walworth counties for work.



- Bus transportation is critical for many workers residing in zip code 53212. While 60% of resident workers drove to work alone in 2000, 16% (an estimated 1,890 workers) used the bus to get to their jobs. An estimated 28% of workers with income below 100% of poverty bussed to work.



Employed Parents with Income Below or Near Poverty 1994-2009

Wisconsin income tax returns were reviewed to assess the income of families with children and living in central city Milwaukee zip codes. These tax data are single and married (non-elderly) tax filers claiming dependents for the 2007 tax year based on filings in 2008. As a result the data are far more current than the 2000 U.S. Census (based on 1999 income) and more comprehensive than the American Community Survey for 2005-2007. Federal poverty guidelines and adjusted gross income ranges for non-elderly single and married tax filers with dependents were used to estimate the number of employed parents with income earnings below the poverty level.

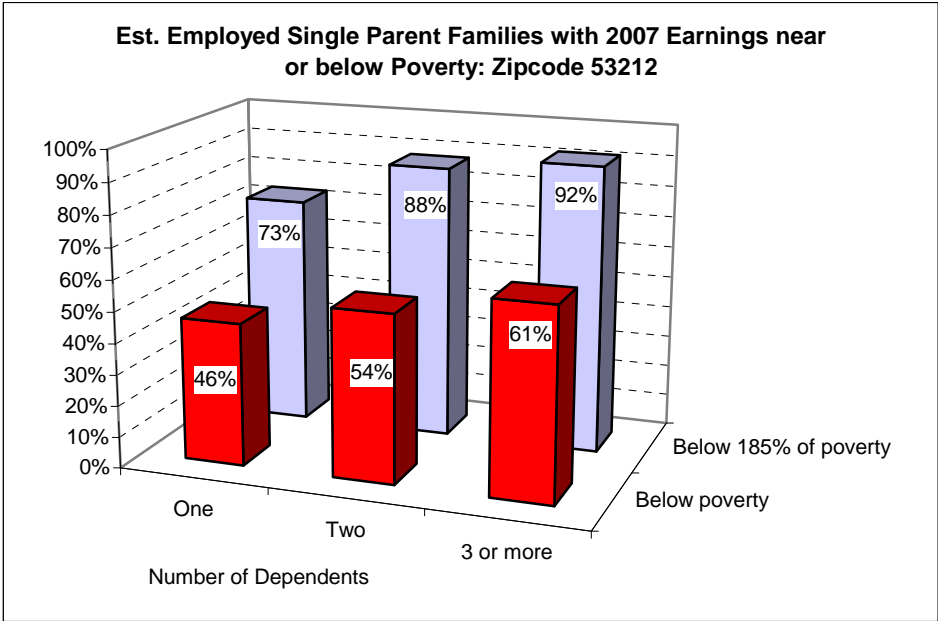
The poverty guidelines reflect the federal government's estimate of the bare minimum required by families to meet their basic needs and are used to determine eligibility for federal support programs. In 2007, the U.S. Department of Health and Human Services set the poverty guidelines at \$13,690 for a 2-person (e.g., parent and 1 child) family and \$17,170 for a 3-person family. The department estimated that it took \$3,480 to support each additional family member in 2007. These very low guidelines were used to determine the number of family tax filers showing income below the poverty line. A second, commonly used federal standard is 185% of poverty (or \$25,327 annual income to support 2 persons, \$31,765 to support 3 persons, and \$38,203 to support a family of four in 2007). The 185% of poverty standard was used to determine eligibility of families for reduced price school lunches and to qualify employed parents for eligibility for the Wisconsin Shares child care subsidy program.

<u>2007 Federal Poverty Standards</u>	<u>Family Size:</u>			
	<u>2-persons</u>	<u>3-persons</u>	<u>4-persons</u>	<u>1 additional person</u>
Poverty level	\$13,690	\$17,170	\$20,650	+\$3,480
130% of poverty (free lunch standard)	\$17,797	\$22,321	\$26,845	+\$4,524
185% of poverty (reduced price lunch standard; eligible for Shares child care subsidies)	\$25,327	\$31,765	\$38,203	+\$6,438

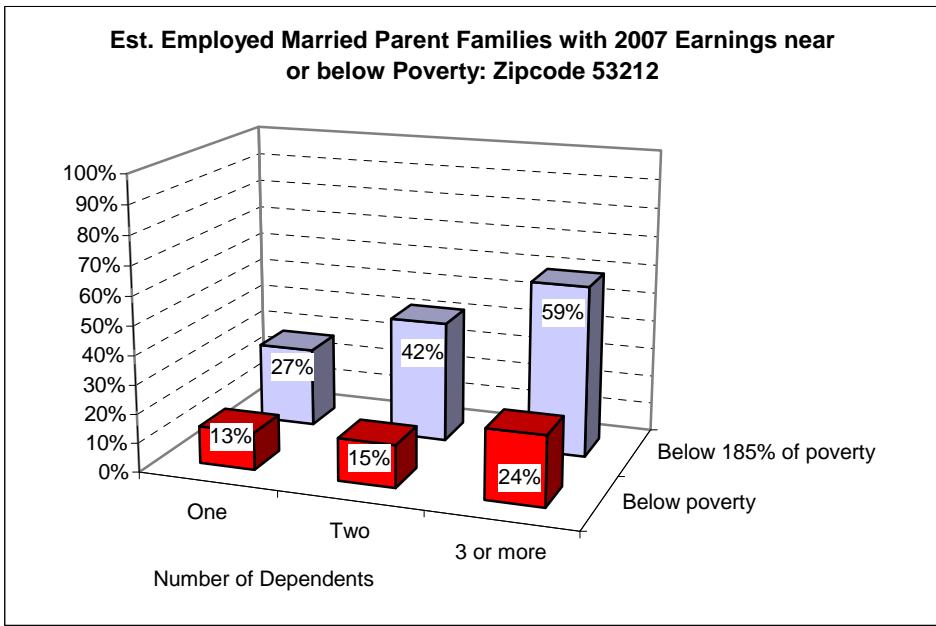
Note: the 2009 federal poverty standards are \$xx for a 2-person family and \$xx for each additional person.

In the city of Milwaukee (as measured by predominantly city zip codes), a majority (62%) of all employed parents with children made below 185% of the poverty level and a third of employed parent tax filers have earnings below the poverty level in 2007, according to state tax returns. In the inner city poverty rates and near poverty rates among working families are even higher.

- **For single parent families with dependents, in zip code 53212 in 2007 over 60% of the filers with more than 2 children had income below the poverty level, and an estimated 46% of single tax filers with 1 dependent showed adjusted gross income below the poverty level (\$13,690 for two persons).**
- When 185% of poverty (the standard for reduced price school meals) is used, **nearly all (88-92%) of single parents with 2 or more children had inadequate income.**

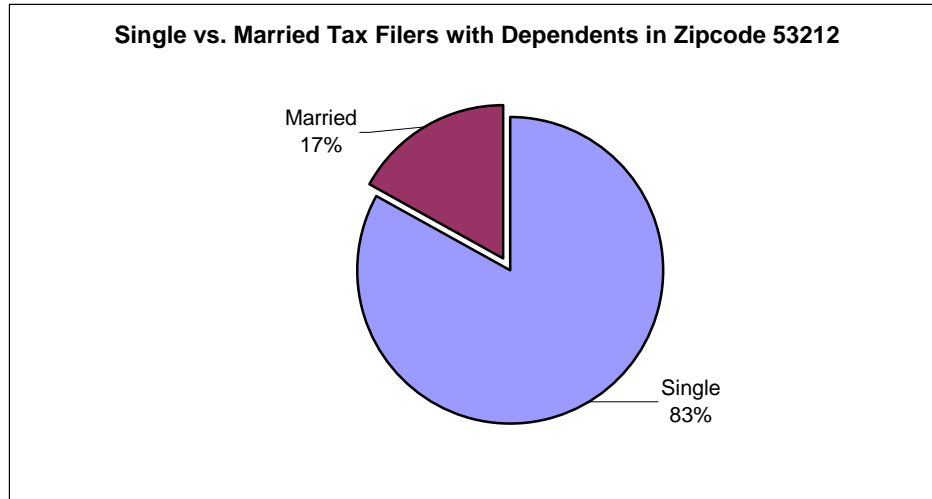


- **Married parent families were far less likely to be living in poverty, particularly those with only one or two children, and often by combining incomes from two adult workers. Even still, over half (59% or more) of married filers with more than 2 dependents had income below 185% of poverty.**

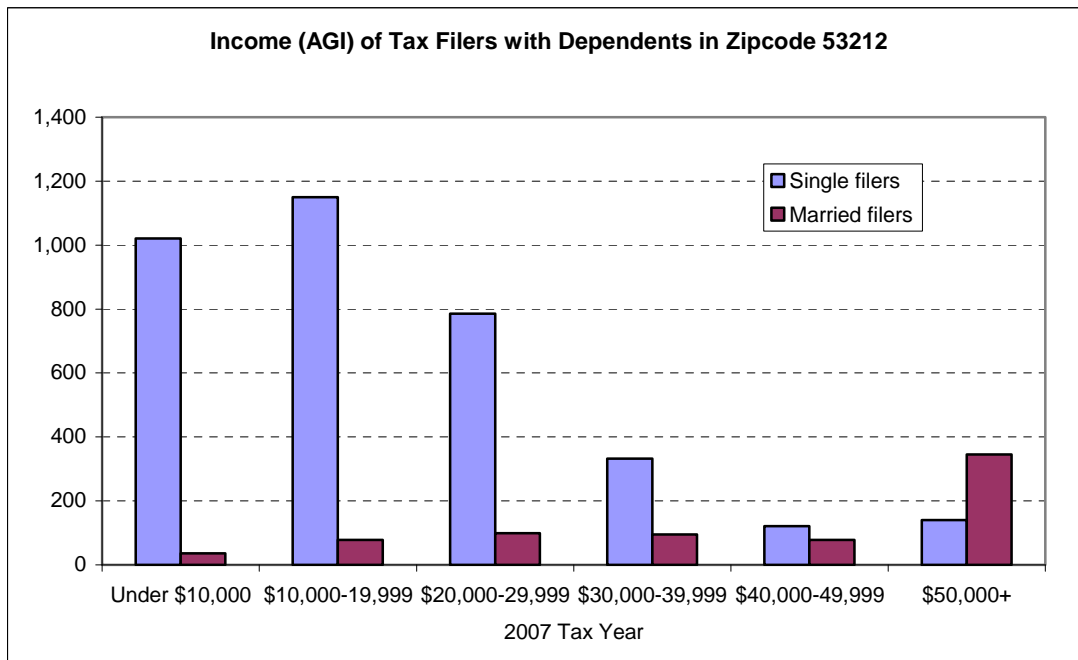


Z

- The Wisconsin Department of Revenue 2007 tax data showed **only 731 married tax filers with dependents compared to 3,550 single tax filers with dependents** in zip code 53212.



- The challenges of securing and maintaining full-time, year-round employment are particularly difficult for lower-income single parents; **1,021 single parents (with dependents) earned less than \$10,000 in 2007** and another 448 earned less than \$15,000.



Earned Income Tax Credit Helps Families

Federal and state earned income tax credits offer a substantial boost to working families at the lower end of the wage scale. The federal earned income tax credit (EIC) offers a tax benefit to help reduce the payroll and social security tax burdens and to supplement wages for low and moderate income working families and single persons. Wisconsin has been a leader in providing a state credit for families.² For this analysis federal credits were estimated based on Wisconsin usage ratios.

- In zip code 53212, a total of **3,057 families were helped by the EIC**, or 71% of all single and married tax filers with dependents.

Zip Code 53212 Parents Receiving the Earned Income Tax Credit (EIC) in 2007

Families receiving the EIC	3,057
Average state credit	\$488
Est. average federal credit	\$2,957
Average federal and state credit	\$3,445
% of family filers helped	71%

² For those employed family tax filers who claim the credit, Wisconsin adds 4% to the federal credit for families with one qualifying child, 14% to the federal credit for families with two qualifying children, and 43% to the federal credit for families with three or more qualifying children.

*The summary report on **Socio-Economic Analysis of Neighborhood Issues Facing Milwaukee Public Schools Students and Their Families** and analyses of other zip codes are available online at www.eti.uwm.edu.*