


# Habits of Highly Effective Weeding Teams and Their Role in the Circular Economy





Michael  
Straatmann

# University of Nebraska Libraries Collection Assessment Capsule

- Collection Assessment Libguide  
<http://unl.libguides.com/c.php?g=51747&p=334323>
  - Understanding of collections
  - Intent
  - Principles
  - Policies (weeding, etc)
- Library Faculty/Liaison involvement
- Project based

# University of Nebraska Libraries Collection Assessment Capsule

## Project based

- Differing Purposes for weeding
- Differing collections
- Differing approaches
- Differing values and scholarly needs

**Weeding Updates**  
1-Oct-16

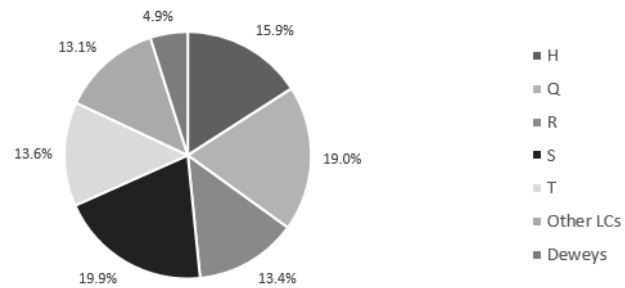
Withdrawn	Remaining
<b>CYT Withdrawn</b>	<b>CYT Remaining</b>
Monos 45,578	Monos 103,308
Serials E-Dup 12,898	Serials 169,182
Sci Serials 1,004	Other 8,969
Other n/a	SuDoc 24,410
<b>Total 59,480</b>	<b>Total w/o Docs 281,459</b>
	<b>Total 305,869</b>
<b>LDRF Withdrawn</b>	<b>LDRF Remaining</b>
Serials E-Dup 18,930	Monos 313,778
Sci Serials 2,707	Serials 291,463
<b>Total 21,637</b>	Misc 40,808
	Spec Monos 6,264
<b>ENGR Withdrawn</b>	Spec Serials 9,948
Serials E-Dup 75	Spec Misc 25,680
IEEE 5,507	Spec boxes 198,000
<b>Total 5,582</b>	<b>Spec Total 239,892</b>
	<b>Circulating Total 646,049</b>
<b>Docs LC Withdrawn</b>	<b>Total 885,941</b>
Serials E-Dup 2,166	<b>Available 14,059</b>
Sci Serials 839	
<b>Total 3,005</b>	<b>Docs Facility</b>
	Monos 25,696
<b>Love Withdrawn</b>	Serials 20,711
Serials E-Dup 888	Misc 747
"L" (2015-16) 17,593	<b>Total 47,154</b>
"P" (2014-16) 2,234	
Misc (2014-16) 6,818	
<b>Total 27,533</b>	
<b>GEOL Withdrawn</b>	
Serials E-Dup 75	
<b>Total 75</b>	

**Upcoming Weeding Projects**  
Serials Print Dup (system w/CYT, LDRF, Docs Focus)  
Docs LC Mono  
ENGR Monos

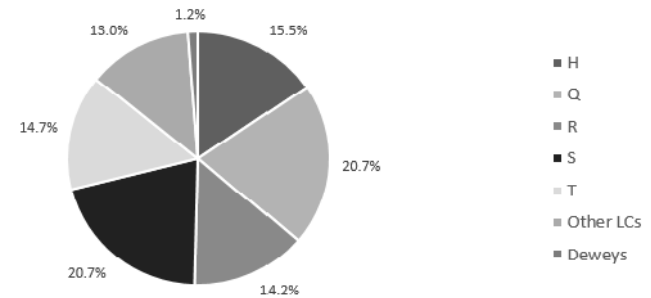
# University of Nebraska Libraries Collection Assessment Capsule

- Gathering and Understanding Data for Different Projects

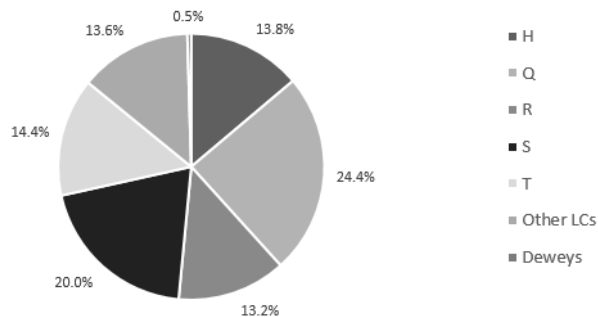
Graph 1: CYT Distribution of Total Books by Class



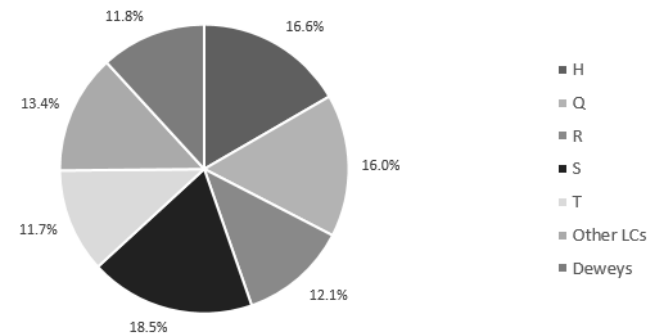
Graph 3: CYT Distribution of Circulated Books



Graph 2: CYT Distribution of Total Circulations



Graph 4: CYT Distribution of Idle Books



# University of Nebraska Libraries Collection Assessment Capsule

## •Gathering and Understanding Data for Different Projects

CYT Circulating Books/Monographs: Holdings, Total Checkouts, Checkouts per Book by Dewey/LC Class								
Dewey/LC Class	Holdings	% Total	Rank	Total Checkouts	% Total	Rank	Checkouts/Book	Rank
000s	119	0.07%	21	22	0.01%	26	0.18	26
100s	54	0.03%	25	0	0.00%	29	0.00	29
300s	1,300	0.81%	13	151	0.04%	21	0.12	28
400s	29	0.02%	27	23	0.01%	25	0.79	20
500s	2,594	1.61%	10	1,069	0.25%	14	0.41	24
600s	3,802	2.36%	8	749	0.18%	15	0.20	25
700s	11	0.01%	28	7	0.00%	27	0.64	22
900s	6	0.00%	29	1	0.00%	28	0.17	27
A	366	0.23%	19	355	0.08%	17	0.97	19
B	1,740	1.08%	12	5,843	1.37%	9	3.36	4
C	114	0.07%	22	215	0.05%	20	1.89	13
D	459	0.28%	18	684	0.16%	16	1.49	17
E	641	0.40%	17	2,252	0.53%	11	3.51	2
F	837	0.52%	15	2,162	0.51%	12	2.58	9
G	4,330	2.69%	7	18,313	4.28%	6	4.24	1
H	25,648	15.92%	3	59,243	13.85%	4	2.31	11
J	181	0.11%	20	287	0.07%	19	1.59	15
K	1,246	0.77%	14	1,869	0.44%	13	1.50	16
L	4,847	3.01%	6	11,688	2.73%	7	2.41	10
M	93	0.06%	23	73	0.02%	23	0.78	21
N	3,219	2.00%	9	10,522	2.46%	8	3.27	5
P	2,215	1.37%	11	3,566	0.83%	10	1.61	14
Q	30,699	19.05%	2	104,565	24.44%	1	3.41	3
R	21,650	13.43%	5	56,630	13.23%	5	2.62	8
S	32,122	19.93%	1	85,633	20.01%	2	2.67	7
T	21,991	13.65%	4	61,459	14.36%	3	2.79	6
U	85	0.05%	24	120	0.03%	22	1.41	18
V	31	0.02%	26	60	0.01%	24	1.94	12
Z	721	0.45%	16	321	0.08%	18	0.45	23
TOTALS / AVERAGES	161,150	100.0%		427,882	100.0%		2.66	

Note: Rank (1-29 Classes; 21 LC and 8 Dewey) indicates the best to worst or largest to smallest performer in the table. Tied classes were given equal ranks.

C.Y. Thompson Uncirculated (Idle) Books/Monographs: by Dewey/LC Class					
Dewey/LC Class	Idle Books	% Class Idle	Rank	% Total Idle Books	Rank
000s	108	90.8%	28	0.19%	10
100s	54	100.0%	29	0.10%	7
300s	1,174	90.3%	27	2.09%	20
400s	17	58.6%	19	0.03%	4
500s	1,995	76.9%	23	3.55%	23
600s	3,279	86.2%	26	5.83%	24
700s	7	63.6%	21	0.01%	2
900s	5	83.3%	25	0.01%	1
A	234	63.9%	22	0.42%	13
B	456	26.2%	3	0.81%	15
C	42	36.8%	12	0.07%	6
D	214	46.6%	16	0.38%	12
E	166	25.9%	2	0.30%	11
F	249	29.7%	5	0.44%	14
G	1,287	29.7%	5	2.29%	21
H	9,359	36.5%	11	16.64%	28
J	96	53.0%	18	0.17%	9
K	563	45.2%	15	1.00%	17
L	1,672	34.5%	10	2.97%	22
M	58	62.4%	20	0.10%	8
N	814	25.3%	1	1.45%	18
P	1,059	47.8%	17	1.88%	19
Q	8,971	29.2%	4	15.95%	27
R	6,793	31.4%	8	12.08%	26
S	10,406	32.4%	9	18.50%	29
T	6,558	29.8%	7	11.66%	25
U	34	40.0%	13	0.06%	5
V	13	41.9%	14	0.02%	3
Z	556	77.1%	24	0.99%	16
TOTALS / AVERAGES	56,239	34.9%			

Note: Rank (19 classes + 2 subclasses) indicates the best to worst or, as this is a table that measures an undesirable variable, the smallest to largest performer in the table.

# University of Nebraska Libraries Collection Assessment Capsule

What data is needed?

- a. Physical space
- b. Evolution and changes in services/needs
- c. Campus priorities
- d. Budget and available funding

What tools are available?

- a. Sierra
- b. Decision Center
- c. CIRCA

# University of Nebraska Libraries Collection Assessment Capsule

## Other Stakeholders/Considerations


- Collection Strategies Committee
- Subject Specialist/Liaison Teams and Individuals
- BTAA Shared Print Repository
- Special Collections/Archival
- Gift plates/Donors

# University of Nebraska Libraries Collection Assessment Capsule

## Disposition of materials

- No Book Sale or State Inventory Process
- BWB
  - Funding earned \$6,304.73
  - Books Reused (not including inventory) 5, 638
  - Books Recycled 31,829
  - Books Inventory 9,856
- Local Recycling
  - Books Recycled 52,283

# UW-Stevens Point



Tom Reich  
Anne Swenson

# UWSP Collection Assessment Capsule

- Institutional planning

<http://www.uwsp.edu/library/Pages/libraryReports.aspx>

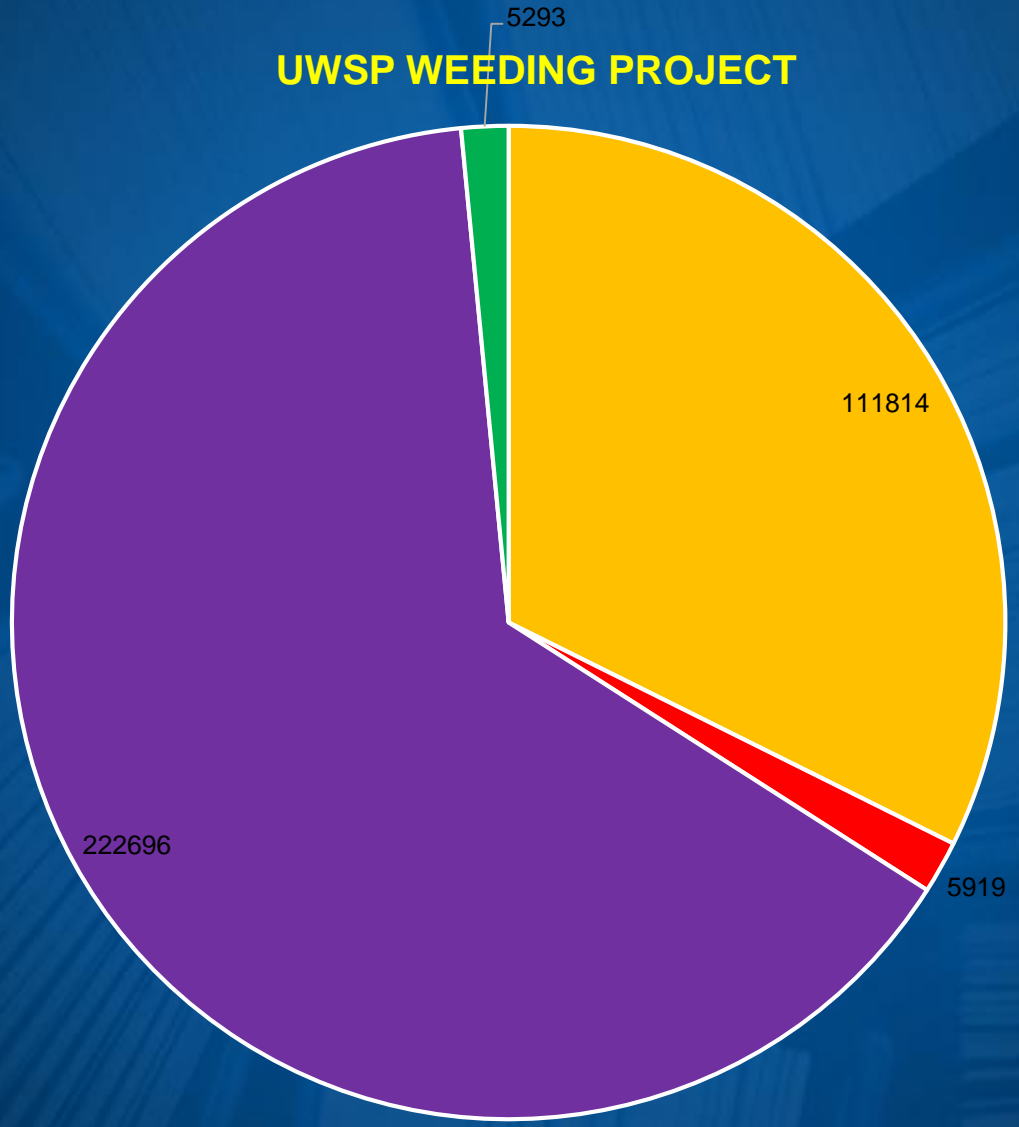
University College <http://www.uwsp.edu/ucol/Pages/default.aspx>

- LibGuide

<http://libraryguides.uwsp.edu/c.php?g=359805&p=2429916>

- The importance of compliance with national bibliographies such as Best College Books/RCL web. Library's CD policy and ALA identification of collection levels
- BBAS Reports
- Specific Weeding goals, issues, objectives
  - Desired outcome > retool space, weed/enhance collections
    - Weed multiple copies
    - Assess/weed print monographs (general stacks) using agreed upon criteria
    - Acquisitions & Cataloging issues/workflows/efficiencies

# UWSP WEEDING PROJECT



■ Complete

■ Weeded

■ Not Complete

■ Multiple copies withdrawn

**UWSP A-Z General list of withdrawn titles-and multiple copies as of Oct. 25, 2016**

Class	Location	# of items	Status	Multiple copies Withdrawn	Total Withdrawn
A-AZ	Stacks/Oversize	1141	FINISHED		81
B-BX	Stacks/Oversize	3880	ShelfLister Done	517	
			2nd copies done		
CB-CT		2211	FINISHED		133
D-DX	Stacks/Oversize 23852	23852	FINISHED	685	
E	Stacks/Oversize	16821	ShelfLister Done		
F	Stacks/ Oversize	8090	ShelfLister Done		
G-GV	Stacks/Oversize	11165	ShelfLister Done	207	
			2nd copies partially done		
H-HX	Stacks/Oversize	44274	ShelfLister Done	817	
			2nd copies partially done		
J-JZ	Stacks/Oversize	9885	ShelfLister Done	265	
K-KZA	Stacks/Oversize	5156	ShelfLister Done	170	
			2nd copies done		
L	Stacks/Oversize	15640	ShelfLister Done	752	
			2nd copies done		
M-MT	Stacks/Oversize	15470	Finished		
			Ready to pull		
N-NX	Stacks/Oversize	10592	Finished		
P-PZ	Stacks/Oversize	1987	FINISHED /Partial	452	517
			PN/PR shelflister done		
			PR 2nd copies		
Q-QR	Stacks/Oversize	37079	Finished/Partial	606	2494
			2nd copies QD/QE/QP		
R-RZ	Stacks/Oversize	11062	Shelflister Done	400	149
			2nd copies R-RM		
S-SK	Stacks/Oversize	11864	Finished/Partial		675
			ShelfLister Done		
T-TX	Stacks/Oversize	11945	FINISHED	422	1870
U-UH	Stacks/Oversize	11945	ShelfLister Done		
V-VM	Stacks/Oversize	311	ShelfLister Done		
Z	Stacks/Oversize	5280	ShelfLister Done		
	Total Titles	334510		5293	5919

# BBAS Core Percentiles

Percentages of Catalog Selected				
Catalogs: Resources for College Libraries				
All marc with LC 2016				
Limiters:				
LC Classification	Core Titles in Library	Core Titles NOT in Library	Total # of Core Titles	% of Core Titles Held
(A) GENERAL WORKS	11	39	50	22.00%
(B) PHILOSOPHY. PSYCHOLOGY. RELIGION	1,870	4,158	6,028	31.02%
(C) AUXILIARY SCIENCES OF HISTORY	77	234	311	24.76%
(D) HISTORY (GENERAL) AND HISTORY OF EUROPE	1,849	4,516	6,365	29.05%
(E-F) HISTORY: AMERICA	2,363	3,991	6,354	37.19%
(G) GEOGRAPHY. ANTHROPOLOGY. RECREATION	1,077	2,164	3,241	33.23%
(H) SOCIAL SCIENCES	2,540	6,953	9,493	26.76%
(J) POLITICAL SCIENCE	640	1,733	2,373	26.97%
(K) LAW	561	1,025	1,586	35.37%
(L) EDUCATION	510	1,471	1,981	25.74%
(M) MUSIC	1,251	3,350	4,601	27.19%
(N) FINE ARTS	860	1,775	2,635	32.64%
(P) LANGUAGE AND LITERATURE	5,326	15,804	21,130	25.21%
(Q) SCIENCE	2,088	4,460	6,548	31.89%
(R) MEDICINE	361	1,335	1,696	21.29%
(S) AGRICULTURE	285	507	792	35.98%
(T) TECHNOLOGY	445	1,689	2,134	20.85%
(U) MILITARY SCIENCE	73	155	228	32.02%
(V) NAVAL SCIENCE	5	15	20	25.00%
(Z) BIBLIOGRAPHY. LIBRARY SCIENCE.	115	209	324	35.49%
<b>GRAND TOTALS:</b>	<b>22,307</b>	<b>55,583</b>	<b>77,890</b>	<b>28.64%</b>

# UWSP Collection Assessment Capsule

- Disposition and values gained as result of weeded titles and unwanted gifts
  - Agreement with Campus Surplus Sales Office
  - Ongoing Library Book Sale
  - Better World Books  
(BWB) <http://www.betterworldbooks.com/>
  - WD funds support Core title expenditures
  - WD funds support Leisure Reading print & audio collection
  - Wisconsin/Nicaragua Partners of the Americas, Inc. <http://www.wisnic.org/>.
  - What is the Sherin Bowen Library?  
[http://www.wisnic.org/images/end\\_of\\_year%20activity\\_sb\\_library\\_translated.pdf](http://www.wisnic.org/images/end_of_year%20activity_sb_library_translated.pdf)



### Sales Summary


Year	Month	Gross Sales	Market Commission	Net Sales	NPLP Commission	Client Commission
2014	(10 months)	\$8,651.80	\$1,544.17	\$7,107.63	\$355.39	\$1,066.16
2015	(12 months)	\$4,684.42	\$771.02	\$3,913.39	\$195.68	\$587.02
2016	(10 months)	\$3,049.61	\$525.00	\$2,524.61	\$126.23	\$378.70
<b>Totals</b>		<b>\$16,385.82</b>	<b>\$2,840.19</b>	<b>\$13,545.64</b>	<b>\$677.30</b>	<b>\$2,031.87</b>

### UWSP Book sale totals:

Fiscal Year	Items added	Items taken off	Difference	Money earned
FY12-13	1717	418	1300	\$433.44
FY13-14	1693	367	1326	\$353.96
FY14-15	1725	604	1121	\$930.98
FY15-16	2065	407	1658	\$1,596.06
Totals				\$3,314.44

1/2 year implemented adding \$1 + books

# The Circular Economy

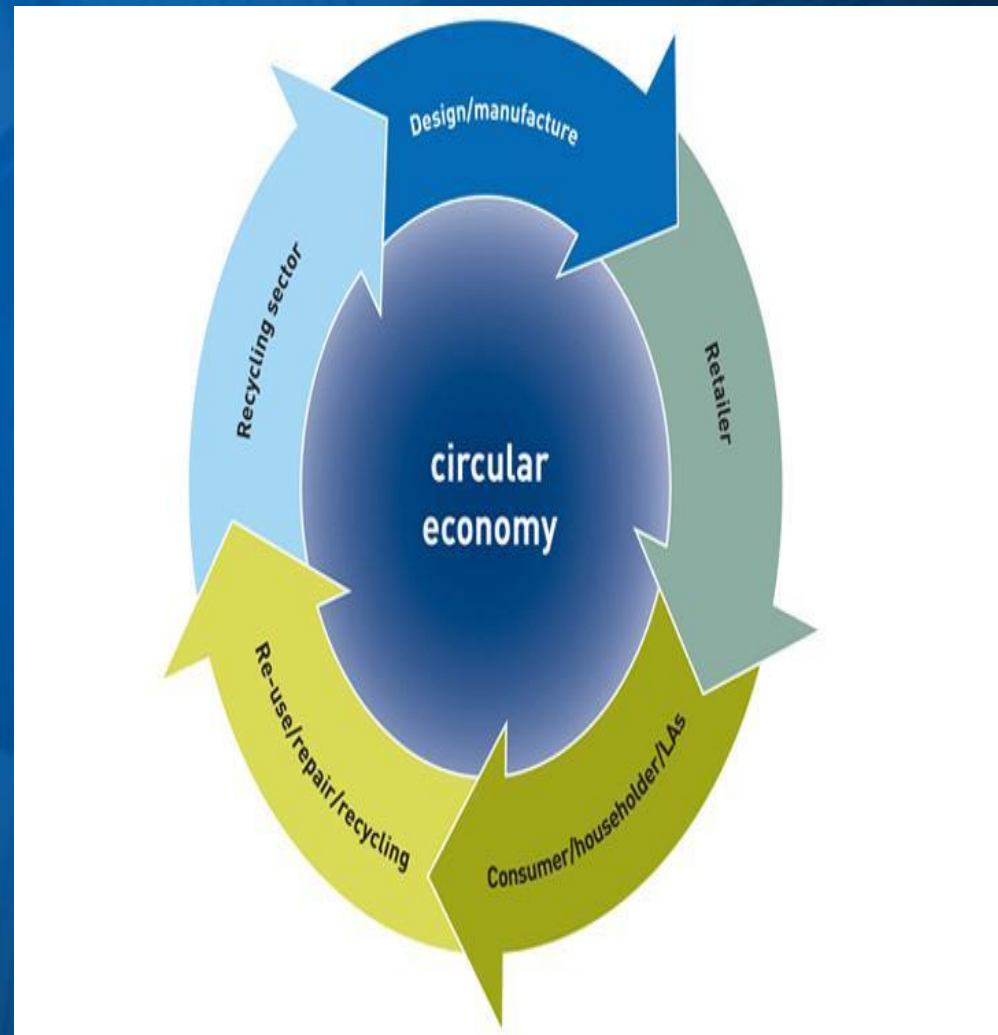


  
**BetterWorldBooks**<sup>®</sup>

Kathy Marks

# Circular Economy

A circular economy is an alternative to a traditional linear economy (make, use, dispose) in which we keep resources in use for as long as possible, extract the maximum value from them whilst in use, then recover and regenerate products and materials at the end of each service life.



# Surplus Options

- Project Based Approval
  - Ask and you shall receive
  - Funding for Library
  - Streamlined Logistics
  - Better for the Environment
- Partnering with Surplus



WITHDRAWAL, SALE & LITERACY SUPPORT

 **BetterWorldBooks™**

# Better World Books Mission

Better World Books is a global bookstore that harnesses the value of books to bring literacy and opportunity to people around the world



WITHDRAWAL, SALE & LITERACY SUPPORT

 **BetterWorldBooks™**

# Core Business Model



- A for profit social enterprise
- Help 4,000 public, academic and special libraries manage their discards & donations
- Sell on 50+ marketplaces around the world
- Over 7 million customers
- Raised \$23M for literacy and libraries
- Donated 20M books
- Reused / recycled 237M books

# Our Commitment to Libraries

## Maximize Convenience


- Customized supplies & services
- Book donations support

## Do Good Together

- Leap for Libraries Grants
- Book for Book™

## Generate Revenue

- Simple payment structure
- Keep books online for 18 or more months
- Re-price constantly



# Contact US

- Tom Reich  
[treich@uwsp.edu](mailto:treich@uwsp.edu)
- Anne Swenson  
[aswenson@uwsp.edu](mailto:aswenson@uwsp.edu)
- Michael Straatman  
**mstraatmann1@unl.edu**
- Kathy Marks- Better World Books  
**kmarks@betterworldbooks.com**  
678-646-5197