



Grant County Comprehensive Planning Public Opinion Survey Report

**David Trechter
Shelly Hadley
James Janke**

**Survey Research Center Report 2007/20
December, 2007**

Executive Summary

During the fall of 2007, the South Western Wisconsin Regional Planning Commission sent comprehensive planning public opinion surveys to 18,978 residents of Grant County and 4,715 (25 percent) were returned. From the 4,715 returned questionnaires the Survey Research Center (SRC) at UW-River Falls constructed a random sample of 379 surveys based on the number of occupied housing units in each jurisdiction. For example, the city of Boscobel, with 1,174 occupied housing units, represents 6 percent of the total occupied housing units in the County (18,559), so we wanted 6 percent of the overall County sample to come from the city of Boscobel (24 observations). The 379 surveys provide estimates that are accurate to within plus or minus 5 percent of the reported value.

The demographic profile of the sample of 379 surveys was compared to data from the 2000 Census of Population and Housing and was found, in general, to align very closely with it. Key features of the demographic profile of the sample are: about 70 percent include two adults and no children, very few reported being unemployed, they are solidly middle class (few with very low or very high incomes), and most have lived in Grant County for a long time (71 percent report having lived in Grant County for 25 or more years).

Key findings of this study include:

Quality of Life

- The predominant reasons people gave for living in Grant County are the “small town atmosphere” (58 percent) and to be “near family and friends” (56 percent).
- The next most common reason cited for living in Grant County (to be near a job) was cited by only 40 percent of respondents.

Community Facilities

- More than half of respondents rated all community services (ambulance, fire, etc.) as good or excellent.
- Substantial minorities rated street and road maintenance (36 percent) and police protection (24 percent) as fair or poor.
- Those younger than 55 are significantly more concerned about the quality of street and road maintenance than are older residents.
- Men are more concerned about the quality of police protection than are women.

Communication Preferences

- People in the County prefer to get information about planning efforts via direct mail (70 percent) and newsletters (56 percent).

Natural and Cultural Resources

- Grant County residents place a high value on natural and cultural resources in their jurisdictions.
- Of particular concern are groundwater (98 percent said it was important or very important to protect groundwater), rivers and streams (97 percent), and farmland and air quality (96 percent each).

- Even for the lowest rated resource (wetlands) there were more than 5 times as many residents saying it is important or very important to protect them (81 percent) as said their protection was unimportant or very unimportant (14 percent).
- Women and younger residents place particularly high value on preserving cultural and natural resources.

Housing

- With respect to housing, majorities agree or strongly agree that efforts should focus on affordable housing (67 percent), improving existing housing (66 percent), housing to meet the needs of elderly residents (63 percent), additional single family homes (59 percent), and more starter homes (55 percent).
- Women agree in significantly higher proportions with the need for additions/improvements to the housing stock in Grant County than men.
- The self employed and higher income households disagree about the need for additional housing units at significantly higher rates than other groups.

Land Use

- As is generally true around Wisconsin, a substantial majority of residents of Grant County (61 percent) favor developments that use cluster designs (smaller lots with shared open space) over traditional designs (larger lots with little or no shared open space).
- A substantial majority of Grant County residents agree that regulations should set minimum lot sizes in rural areas (70 percent).
- A near majority (49 percent) believe that the minimum lot size should be between 1 and 5 acres.
- 98 percent of respondents in the sample feel that productive farmland should be used in agriculture; only 32 percent feel such land should be used for residential purposes and 22 percent for commercial uses.
- Majorities of respondents reject both the notion that large scale farms (500+ animals) should be allowed to expand anywhere in Grant County (65 percent disagree) and that they should be prohibited from expanding anywhere (63 percent disagree). 62 percent said they should be able to expand outside a 2 mile radius of incorporated areas.
- Surprisingly, a majority of respondents said they were neutral on the question, “Should land owners be able to develop land any way they want;” 28 percent agreed that they should and 20 percent disagreed.
- Residents do, however, want visual impacts considered in proposed developments (85 percent agree) and for driveways to meet standards for emergency services (90 percent).

Transportation

- Grant County residents are satisfied with the overall network of roads (88 percent agreeing that it meets their needs) and its overall condition (75 percent feel conditions are adequate for intended uses).
- Satisfaction with the roads is significantly stronger among middle-income respondents than in low or high income households.
- The only local transportation option that a majority of respondents felt deserves a rating of good or excellent was roads.

- In contrast, nearly as many residents rated sidewalks as fair or poor (34 percent) as rated them good or excellent (44%).
- Substantially more residents feel that local bike trails were only fair or poor (35 percent) as said they were good to excellent (20 percent).

Economic Development

- Majorities of County residents feel that commercial and industrial developments should be located inside cities or villages (53 percent) or near such incorporated areas (79 percent). This result is consistent with the importance residents place on preserving farmland that was noted above.
- Focusing commercial and manufacturing development in or near cities and villages is particularly important to men and those in higher income households.
- There is near unanimity (93 percent) on the importance of coordinating County efforts to recruit new businesses and industries.
- Most support the proposition that developments on the edge of cities and villages should be required to utilize municipal sewer and water services (71 percent) and that local jurisdictions should provide some land with infrastructure for industrial and commercial developments (59 percent).
- Men are more skeptical of the wisdom of providing infrastructure at public expense for industrial or commercial developments than are women.
- A majority of respondents agreed or strongly agreed that the County should encourage the development of alternative energy production: wind (91 percent), solar (84 percent), ethanol (55 percent). Only ethanol production faces significant opposition (32 percent disagree with the idea of encouraging ethanol production), particularly from men and higher income households.
- At least 7 of 10 agreed or strongly agreed that all of the types of economic development options about which we asked were important to Grant County (agricultural businesses, commercial development, tourism and recreation, industry and manufacturing, downtown development and home-based industry).
- Agriculturally-related businesses are seen as important or very important to Grant County by almost all respondents (96 percent).

Overall, the residents of Grant County appear to like where they live. Most appreciate the small town/rural atmosphere and the natural beauty of the County. They place a high value on preserving these natural and cultural resources. They also voiced support for actions that would help realize their preferences for preservation: for developments they prefer cluster designs that preserve more open space, they want the visual impact of proposed developments to be considered in the evaluation process, and they strongly prefer to see productive agricultural land used in agriculture and oppose its conversion to residential or commercial uses.

Residents also give high marks to most community services and facilities. They are particularly pleased with their emergency services (fire, ambulance) and feel that the overall network of roads meets their needs and are maintained in a satisfactory manner.

Areas of concern that are evident from the data and comments are a concern about a lack of jobs that pay what the authors feel is a living wage, a lack of shopping and restaurant choices, and a lack of bike and walking trails in the County.

Finally, there are a number of demographic differences with respect to the comprehensive planning issues covered in this survey. For example, younger residents, those who've lived in Grant County for shorter periods of time and women are more concerned about preserving natural and cultural resources and somewhat less satisfied with community facilities and services than are men and long-term residents of the County.

Survey Purpose

In the fall of 2007, the South Western Wisconsin Regional Planning Commission (SWWRPC) sent comprehensive planning public opinion surveys to 18,978 residents of Grant County. A total of 4,715 useable surveys were returned for an overall 25 percent return rate. From the returned surveys, the SRC constructed a random sample of 379 surveys as a balanced sample of public opinion for the County as a whole. For a more complete description of the survey purpose and methods, please refer to Appendix A. A summary of the responses of the 379 people included in the County sample to each of the questions in the survey is provided in Appendix B.

A substantial number of comments were included in the sample questionnaires. They are included in Appendix C of this report. Selected quotes from these comments are used to introduce most major segments of this report.

Profile of Respondents

Table 1 summarizes the demographic profile of respondents to the survey. Where comparable data were available from the 2000 Census, they were included to indicate the degree to which the sample represents the underlying adult population in Grant County. The data in Table 1 show that the sample matches the underlying population quite well. The sample contains slightly more males, many more home-owners and fewer young adults than we might have expected. In short, the demographic profile of the sample aligns well with the overall Grant County population.

Highlights of Table 1 include:

- more than 7 out of 10 households include two adults and nearly the same proportion contain no children.
- households in the sample tend to be somewhat older; 57 percent are older than 55; the Census indicates that only 32 percent of adults in Grant County were 55 and older.
- the proportion reporting that they are older than 65 and those who listed their work status as retired align quite well.
- Most of the people in the sample are employed or retired, very few reported that they were unemployed
- households in the sample are solidly middle class with relatively few reporting incomes of less than \$15,000 (7 percent) and few with incomes in excess of \$100,000 (6 percent). Compared to the state of Wisconsin, fewer households in Grant County have incomes less than \$15,000 (8% for the County vs 12% for the state) and fewer have incomes in excess of \$100,000 (6% for the County vs 14% for the state), so the sample appears to fairly represent the County
- The population in Grant County is extraordinarily “settled,” with 71 percent reporting that they have lived in the County for more than 25 years. In contrast, a County-wide survey the SRC did for Waukesha County had only 55 percent reporting having lived in that County for 20 years or more and, in a City-wide survey the SRC did, only 30 percent of residents in Hudson, Wisconsin (St. Croix County) had lived there for more than 20 years.

Table 1: Demographic Profile of Respondents, Grant County, 2007							
Gender	Count	Male	Female				
Sample	372	53%	47%				
Census	37,829	50%	50%				
Age 18+	Count	Under 25	25-34	35-44	45-54	55-64	65+
Sample	375	0%	7%	13%	23%	22%	35%
Census	37,829	19%	14%	19%	17%	12%	20%
Household Size	Count	0	1	2	3	4	5+
Number of adults	363		20%	71%	7%	2%	1%
Number of children	326	67%	14%	11%	7%	1%	0%
Housing	Count	Own	Rent				
Sample	373	99%	1%				
Census	18,465	72%	28%				
Work Status	Count	Full-Time	Part-Time	Self	Unemp	Retired	Other
Sample	367	44%	6%	10%	1%	37%	1%
Census	39,475	64%			3%	33%	
Household Income Range	Count	<\$15,000	\$15-\$24,999	\$25-\$49,999	\$50-\$74,999	\$75-\$99,999	\$100,000+
Sample	355	7%	14%	33%	25%	15%	6%
Census	12,546	8%	13%	39%	26%	9%	6%
Length Residency	Count	<1 year	1 - 4 years	5 – 9 years	10 – 24 years	25+ years	
Sample	375	1%	5%	9%	14%	71%	

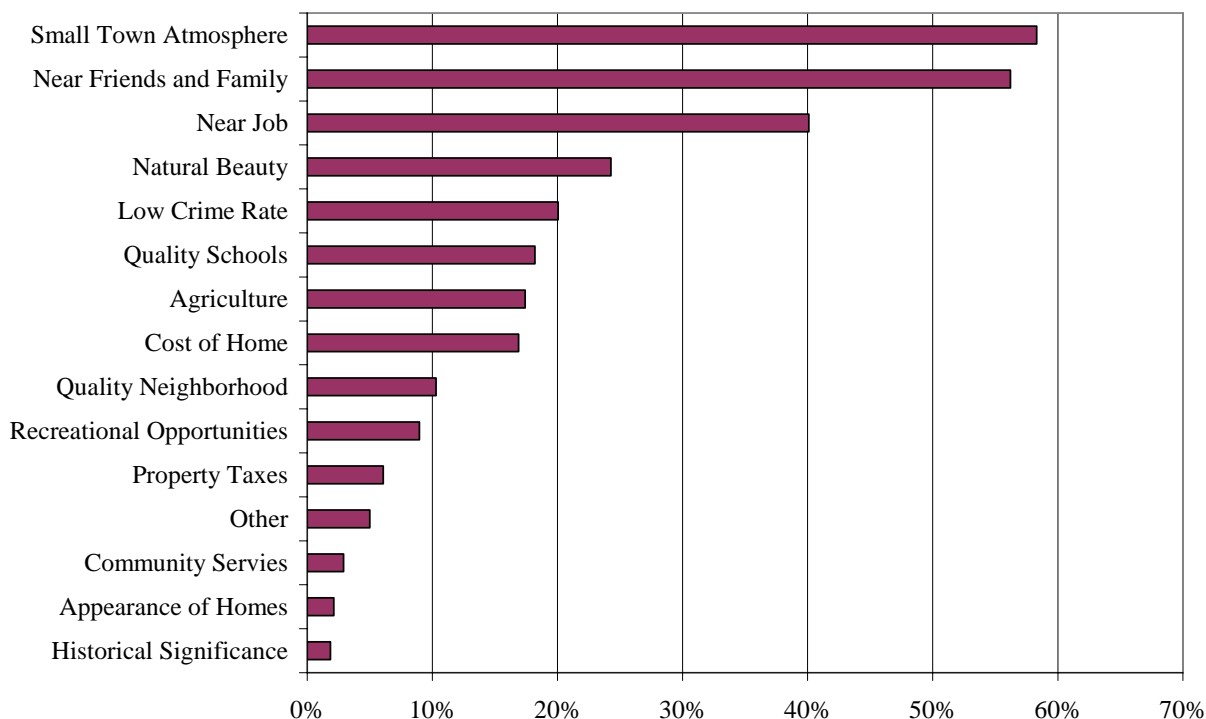
Quality of Life

“I do believe that Grant County has a great deal to offer and am very happy to say that I am a life long resident and do not plan on changing that anytime soon.”

Residents were asked to identify the three most important reasons that they have chosen to live in Grant County and a summary of their responses is shown in Figure 1. As shown, more than half of all households in the County sample said that the small town atmosphere in their jurisdiction

and the nearness of family and friends were key to their location decision. There is a substantial drop from these two characteristics to the proportion saying that they live in Grant County to be near their job (40 percent) and another significant drop to those who cited the area's natural beauty (24%) and low crime rate (20%).

Figure 1: Percent Top 3 Reasons to Live in Grant County



There are some statistically significant differences in the reasons different demographic groups give for living in Grant County. For example, men were significantly more likely to identify the natural beauty of Grant County and the area's recreational opportunities than were women, while women were more likely to cite the proximity of family and friends as a key reason for living in Grant County.

The length of time people have lived in Grant County is the demographic feature associated with the largest differences with respect to why people live there. Those who have lived in the County for longer periods of time are more likely to say that agriculture and to be near family and friends are reasons for living in Grant County but less likely to be influenced by the cost of homes, the area's natural beauty, or the recreational opportunities in the County.

Higher income households were significantly more likely to identify the quality of their neighborhood, to be near their job, and the recreational opportunities in the area than those with lower incomes. Higher income groups were less influenced by the cost of housing in the County.

Some patterns were fairly predictable: retired people were less likely to say that being close to their place of employment was important and respondents with children were more likely to cite the quality of schools as key.

Community Facilities and Services

“We need to develop walking trails that are on flat ground for seniors and people with limited mobility.”

“Fund more money for drug enforcement programs (i.e. K9 units, DARE programs, DEA Agents) to combat meth labs and other drugs coming in.”

The good news from Table 2 is that more than half of all respondents in the County sample rated all of the public services about which we asked as “excellent” or “good”. Ambulance and fire protection were rated particularly highly, with about 90 percent rating them as good or excellent. Three of the four services with the lowest overall ratings (sanitary sewer, municipal water and storm water management) had particularly high proportions of people with no opinion, which is reasonable since these items are generally not available to people living in Towns. In general, the older the resident, the longer they have lived in Grant County and if they are retired, the more satisfied they are with the public services listed in Table 2.

Table 2: Public Opinion about the Quality of Public Services, Grant County, 2007						
	Count	Excellent	Good	Fair	Poor	No Opinion
Ambulance Service	378	54%	35%	6%	0%	5%
Fire Protection	375	54%	39%	4%	0%	3%
Garbage Collection	375	39%	39%	9%	2%	11%
Public Library	369	33%	46%	11%	2%	8%
Recycling Programs	373	31%	51%	12%	2%	3%
Park and Recreational Facilities	374	30%	47%	13%	2%	7%
Public Schools System	375	30%	49%	13%	2%	6%
Police Protection	373	27%	45%	20%	4%	4%
Snow Removal	371	27%	47%	17%	2%	7%
Sanitary Sewer Service	365	25%	42%	8%	1%	24%
Municipal Water System	367	23%	38%	10%	2%	26%
Street and Road Maintenance	373	16%	46%	28%	8%	2%
Storm Water Management	365	16%	43%	16%	3%	22%

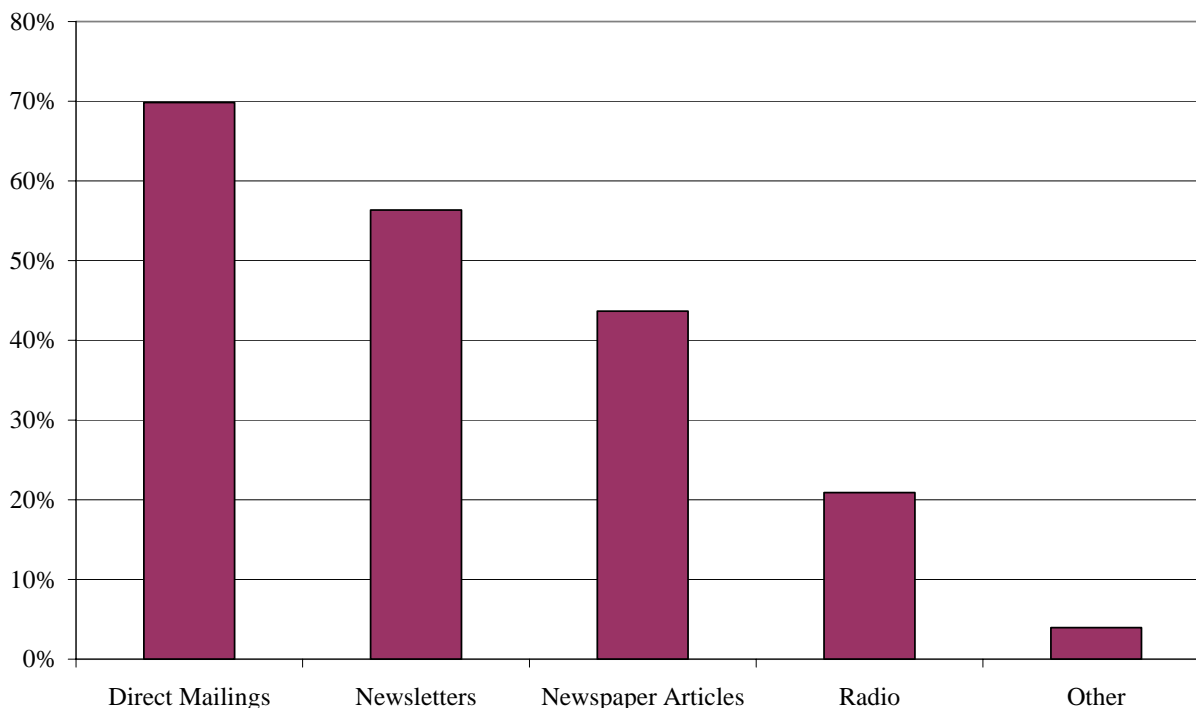
There are, however, 2 services that substantial proportions rated as fair or poor: street and road maintenance (36 percent) and police protection (24%). A fairly consistent 40 percent of respondents between the ages of 25 and 54 rated street maintenance as fair or poor (in contrast barely 20 percent of those over 65 rated street maintenance as fair or poor). With respect to police protection, men are slightly less satisfied than are women and the self employed are

substantially less satisfied than retirees. Comments in Appendix C, including the one starting this section of the report, reflect a certain level of concern about police and safety issues.

Communications

Figure 2 indicates that the two most effective ways for local jurisdictions to communicate with residents about comprehensive planning are direct mailings and newsletters focused on these topics. About two-thirds of those opting for “other” said they would like to receive this sort of information electronically (email or web site) and about one-third wanted open meetings.

Figure 2: % Top 2 Communication Methods



In contrast to several other studies the SRC has done, there are relatively few demographic differences with respect to communication preferences. Radio is significantly more popular among women and lower income households and “other” is favored by higher income households.

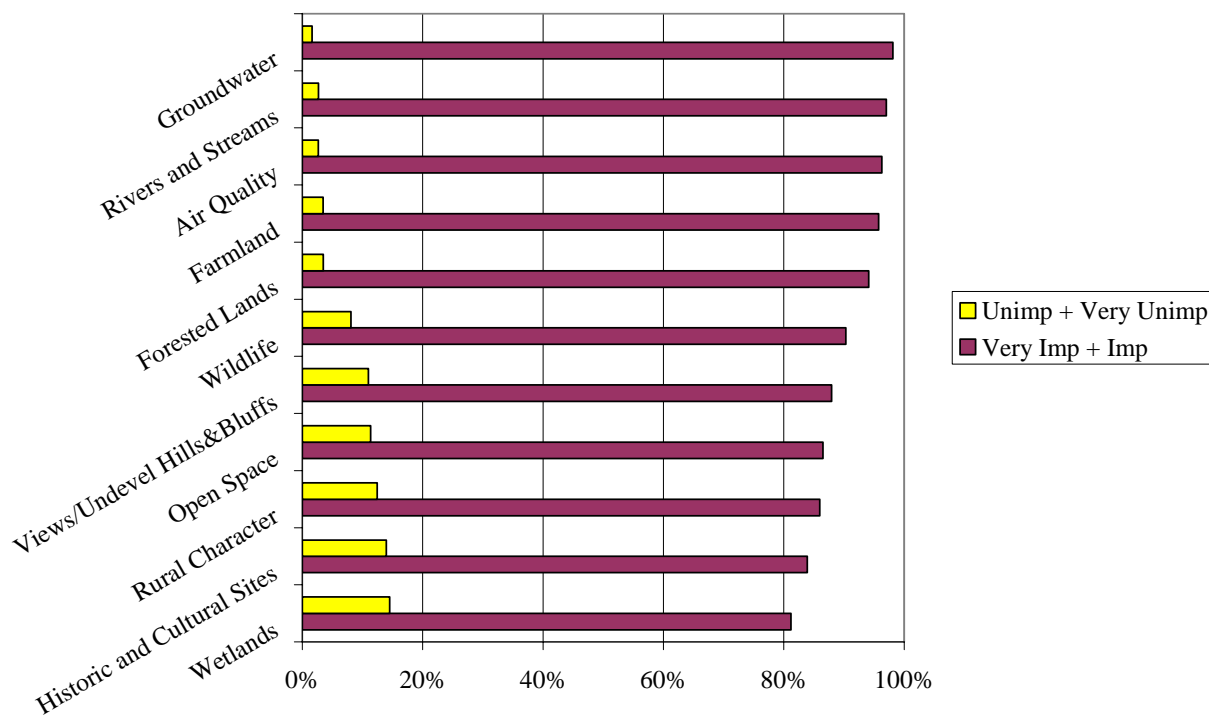
Natural and Cultural Resources

“The comprehensive plan for our part of the country must focus first and foremost on preserving our farmland, forests, fish and wildlife, and protecting our groundwater and surface water resources (Big and Little Green River, lower Wisconsin River.”

“Don't spoil it by overdevelopment! We don't want to be Dane County. Keep our rural identity!!!”

Respondents were asked to rate the importance of protecting a number of natural and cultural resources in their jurisdiction. Their responses are summarized in Figure 3 and clearly indicate that Grant County residents place a high level of importance on all of these resources. At least four out of five respondents felt it was important or very important to protect all of the items listed in Figure 3. Water resources (ground (98%) and surface water (97%)) are particularly highly valued. These two types of resources and air quality (96%), farmland (96%), forested land (94%) and wildlife (90%) were all deemed important or very important by at least 9 of every 10 respondents in the County sample.

Figure 3: How Important Is It to Protect Resources



Even though there is a relatively strong consensus among County residents about the importance of protecting natural resources, there are some interesting demographic differences in the strength of this sentiment. Women, for example, tend to place greater importance on preserving the cultural and natural resources (air quality, farmland, open space, scenic views) than do men. Younger residents feel more strongly about preservation (farmland, rivers and streams, wetlands, wildlife) than older ones. Self-employed residents, many of whom appear to be involved in agriculture, place less importance on preserving air quality, groundwater, wetlands, and wildlife, than do those who describe their employment status differently. Depending upon the

composition of local elected governing bodies (town boards, city councils, etc.), the environmental views of women, younger adults, and non-self-employed workers may not be well represented.

Housing

“Affordable housing for low income families as long as they keep the premises livable.”

“I would like to see major restrictions on all the housing developments. We dislike the 'sprawl' It is too expensive to redevelop old homes or tear them down and build on existing lost [because] city taxes are so much greater than rural taxes.”

Survey respondents were asked to state their opinions about the housing needs in the jurisdiction in which they live. Table 3 indicates that slightly more than two-thirds feel that efforts should be focused on improving existing housing and only 19 percent disagree with this suggestion. With respect to the types of new housing stock, a majority of respondents (59 percent) agreed or strongly agreed that more single family homes are needed in their jurisdiction. Interestingly, with respect to all three types of general housing stock about which we asked (single-family, duplex, and apartments), between one-quarter and one-fifth didn't have an opinion about the need for more units in their jurisdiction.

There is a somewhat stronger endorsement of the need for more specialty (affordable, elderly, and starter) housing. Roughly two-thirds agreed or strongly agreed that their jurisdiction needs more affordable housing and housing that meet the special needs of the elderly. A majority (55 percent) also felt that more starter homes were needed.

Table 3: Housing Preferences, Grant County, 2007						
Housing Options	Count	Strongly Agree	Agree	Disagree	Strongly Disagree	No Opinion
Improve existing housing	356	24%	44%	16%	3%	13%
Need more:						
Single Family Housing	355	19%	40%	15%	5%	21%
Duplexes	352	8%	33%	25%	9%	25%
Apartments	348	7%	24%	31%	12%	26%
Need more:						
Affordable housing	365	31%	36%	14%	6%	13%
Elderly housing	366	20%	43%	19%	4%	14%
Starter homes	366	19%	37%	23%	4%	16%

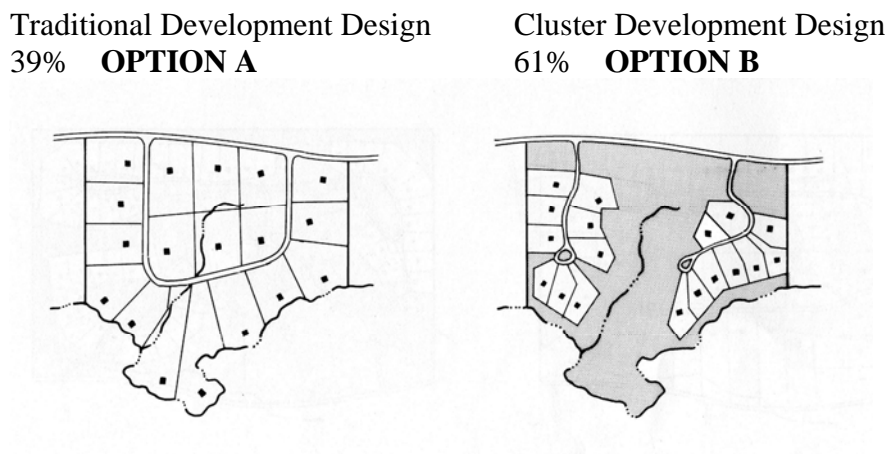
The major demographic divides with respect to housing are women on the one hand and the self-employed and higher income households on the other. Women tend to be significantly more supportive of many of the types of housing listed in Table 3 (improving existing housing stock,

single-family, apartments, affordable) than men. The self-employed and higher income households tend to be significantly less supportive of most housing options (single-family, duplexes, apartments, affordable, elder, and starter) than are those in other employment categories and lower income households.

We also asked respondents to indicate their preference for a traditional development design (larger lot size, no common/open space) versus a cluster development design (smaller lots, common/open space). Figure 4 includes the visual element included in the questionnaire and the proportion favoring each of the design options. As indicated, a substantial majority (61 percent) said that they favor the cluster development design. The SRC has asked this question using the same or a substantially similar visual element in a large number of land use surveys throughout Wisconsin. In every instance, the cluster design option has been favored by a margin similar to that seen in Grant County.

The cluster design, while still preferred by a majority, had significantly lower levels of support from older respondents, the self-employed and retired, and those who have lived in Grant County for longer periods of time.

Figure 4: Preferences for Development Designs



Land Use

“Concentrated animal feeding operations (CAFOs). They smell, they are eye sores and cruel to livestock, and pose a serious risk of surface and ground water pollution.”

“The city government should NOT be allowed to tell landowners what we can or can't do with our OWN property, or the DNR either!!”

The data in Table 4 indicate that there is strong support for regulations setting minimum lot sizes in rural areas; more than 70 percent of respondents in the County sample agreed or strongly agreed with this versus slightly more than 20 percent who disagreed or strongly disagreed. Support for a minimum lot size in rural areas is significantly stronger among men than women and support increases as household incomes increase. There is also a surprising central tendency toward a minimum lot size of between 1 and 5 acres, with nearly half of the respondents

selecting that option. Women are more supportive of slightly larger minimum lot sizes (6-10 acres) than are men.

As noted in Table 4, 60 percent of respondents in the County sample report owning an acre or less of land in Grant County, about one quarter own more than 10 acres of land. The size of land ownership is significantly greater for men than women and for the self-employed than other employment categories.

As noted, the self-employed are disproportionately represented by people involved in agriculture. This supposition is supported by the fact that 42 percent of those who report being self-employed say that they are actively farming their land; Table 4 shows that only 14 percent of the overall sample report that they farm their land. Interestingly, those who said they are actively farming their land tended to report higher household incomes (e.g. 22 percent of those reporting household incomes in excess of \$100,000 said they are actively farming their land but farmers make up only 14 percent of the overall sample).

Table 4: Land Lot Size and Ownership Issues, Grant County, 2007							
	Count	Strongly Agree	Agree	Disagree	Strongly Disagree	No Opinion	
There should be a minimum residential lot size in rural areas	370	24%	48%	16%	5%	8%	
	Count	<1 acre	1-5 acres	6-10 acres	11-40 acres	41+	No limits
Minimum lot size should be	363	19%	49%	13%	5%	4%	11%
	Count	<1 acre	1-10 acres	11-100 acres	101+ acres		
How many acres owned in County	369	60%	17%	10%	13%		
	Count	Yes	No	NA			
Do you actively farm your land	358	14%	55%	31%			
	Count	0-5 years	6-10 years	11-15 years	16-20 years	NA	
Percent who think their land will be farmed in:	378	10%	6%	6%	13%	74%	

Of the 14 percent who are farming their land, most feel that their land will remain in agriculture. Thirteen percent of the overall sample said they think their land will be farmed up to 20 years

into the future. For reasons that we can't fully explain, the proportion who think their land will continue to be farmed is actually higher for the longest time horizon (16-20 years) than any of the other categories. We would have expected the highest rate to be in the 0-5 year category and to slowly decrease from there on out as some farmers exit the industry and sell their land to non-farming interests. We think that some respondents who expect their land to remain in agriculture for 20 years responded to this category only and others responded to all of the categories from 0-5 years right up to 16-20 years. The fact that this questionnaire arrived during a year that is seeing very high prices for most agricultural commodities may explain why most current farmers think their land will remain in agriculture for the long term.

The first section of Table 5 indicates that citizens of Grant County are interested in encouraging the use of productive agricultural land for farming. There is nearly universal agreement that the County should allow the use of such land for agriculture and relatively tepid support (between 1 in 5 and 1 in 3 respondents) for its use for residential or commercial development. This result is consistent with the more than 90 percent of residents who said it is important or very important to protect farmland in the County (Figure 3).

Table 5: Citizen Opinions about Land Use in Grant County, 2007						
	Count	Strongly Agree	Agree	Neutral	Disagree	Strongly Disagree
Productive agricultural land should be used for:						
Agriculture	366	76%	21%	1%	0%	2%
Residential	348	4%	28%	44%	17%	7%
Commercial	346	3%	19%	45%	26%	7%
Any Use	340	4%	8%	40%	36%	12%
Large scale farms (500+ animals) should be allowed to expand:						
Anywhere in Grant County	347	9%	17%	42%	23%	8%
Nowhere in Grant County	340	12%	14%	44%	19%	12%
Outside 2 mile radius of incorporated areas	357	23%	39%	17%	9%	12%
Landowners should be able to develop land any way they want						
Evaluation of proposed developments should consider visual impacts	373	28%	57%	9%	2%	5%
Require driveways to meet standards for emergency services	373	38%	52%	6%	0%	4%

Nearly half of all respondents responded that they are neutral on whether or not productive agricultural land should be used for residential or commercial uses. The large number of "neutrals" and fairly even proportions of those who agree/strongly agree or disagree/strongly

disagree that the County should allow productive agricultural land to be used for residential or commercial purposes, suggest that conversions of farm land to other purposes are likely to be controversial and will hinge on the particular circumstances or characteristics of the property. Finally, there are very few statistically significant differences in the way different demographic groups view the issue of using productive agricultural land for residential or commercial uses. The self employed, who tend to be associated with agriculture, are somewhat more supportive of allowing productive farmland to be used for commercial purposes.

Finally, Table 5 indicates that there is quite weak support for allowing productive farm land to be used for any purpose.

The second section of Table 5 deals with the often-controversial issue of expansion of farms with 500 or more animal units. Citizens in the County sample seem to favor the middle ground on this topic. Only about 1 in 4 agree/strongly agree with the two extreme options of allowing these large farms to expand anywhere or nowhere in Grant County. In contrast, a solid majority (62 percent) agree/strongly agree that large farms should be able to expand outside of a 2-mile radius of incorporated areas. Again, there are relatively few consistent differences of opinion across demographic groups with respect to these siting issues: there is more disagreement with the option of not allowing expansions anywhere in the County from full and self-employed respondents, from those with higher incomes and those who've lived in the County for longer periods of time.

The final segment of Table 5 addresses specific land use issues in Grant County. Between one-quarter and one-third of respondents agree/strongly agree that land owners should be able to develop their land any way they want, a majority are neutral on this topic and about one-fifth are opposed. This result is consistent with several other surveys that the SRC has done around the state. The respondents clearly do not endorse the more absolutist view that property owners should have a completely free hand in how they use their land. There is relatively strong support for the propositions that evaluations of proposed developments should consider their visual impacts (85 percent agree/strongly agree) and that driveways should meet the standards needed for emergency service vehicles (90 percent agree/strongly agree).

Transportation

“Lack of public transportation. Few bicycle trails.”

“More direct South to North route, would be nice. Hwy 151 is a great East-West route, a South-North route like it would be welcomed, as well as more efficient in multiple ways.”

Table 6 indicates that citizens in Grant County are fairly satisfied with the overall road network, with 88 percent agreeing or strongly agreeing that it meets their needs. Respondents from lower and higher income households were significantly less enthusiastic about the adequacy of the overall road network than were those from more middle-income households.

A very solid majority of citizens (75 percent) also feel that the condition of roads in their local jurisdiction is adequate for intended uses. There is, however, a substantial minority (nearly one-

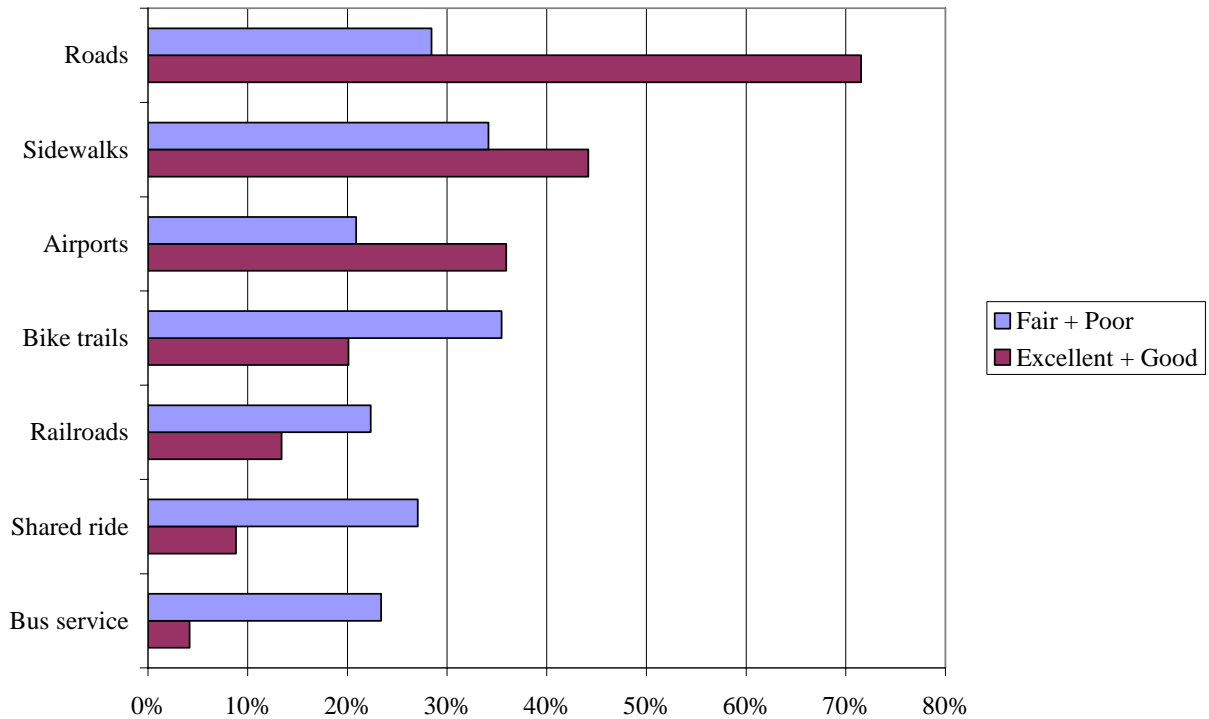
quarter of the population) who disagree with the opinion that local road conditions are adequate. Residents who've moved to Grant County in recent years are more negative about the adequacy of local road conditions than are longer-term residents.

Table 6: Transportation Opinions, Grant County, 2007						
	Count	Strongly Agree	Agree	Disagree	Strongly Disagree	No Opinion
Overall road network meets needs	364	14%	74%	9%	2%	1%
Condition of local roads is adequate	362	11%	64%	20%	3%	1%
Biking and walking important local transportation	363	18%	44%	22%	5%	11%
More biking and walking lanes needed locally	363	24%	34%	23%	9%	10%

Roughly 60 percent of County residents feel that biking and walking are important modes of transportation in their local community and that more trails for these activities are needed. Women agree at significantly higher rates about both the importance of walking and biking and the need for more trails than do their male counterparts. The self employed are less supportive of the need for more biking/walking lanes in their local jurisdiction.

Figure 5 shows the proportion of all respondents in the County sample that gave local transportation options an overall rating of good or excellent and those that rated them fair or poor. While more than 7 in 10 rated local roads as good or excellent, nearly 3 in 10 said they were only fair or poor. The proportion rating roads as good or excellent is similar to the proportion that said the overall road network meets the County's needs (Table 6). The rating given to local roads tends to increase with the age of the respondent (older residents rate roads more highly) and income levels (higher income residents are more satisfied with the roads).

Figure 5: Rating Local Transportation, Grant County, 2007



About 80 percent of the County sample rated the sidewalks in their local jurisdiction (the others indicated these options were not applicable to them) and there were nearly as many who rated them as fair to poor (34 percent) as who said they were good to excellent (44 percent). Fewer than 60 percent rated airports and bike trails and the ratings of these two options are virtual mirror images of each other. Thirty-six percent said that airport facilities in their local area were excellent or good compared to 21 percent who rated them as fair to poor. For bike trails, 20 percent rated them as good to excellent and 35 percent said they were fair to poor. A majority (64-72 percent) of the final three items in Figure 5 (railroads, shared rides, and bus service) were not applicable in their area.

Finally, in the comments section, there are a fair number of issues raised with respect to the Amish minority in the County. In particular, concerns about safety and horse droppings were mentioned by several respondents.

Economic Development

“Government should work toward guiding development without giving away services or over burdening the developer or individual land owner.”

“... my husband has to drive to Madison everyday to have a good paying job with benefits. Grant County should provide more opportunities for people to get an education or learn a new skill WHILE working at the same time ...”

“Lack of good restaurants.”

Grant County residents were asked to provide their opinions about a number of economic development issues and their responses are summarized in Table 7. The first set of questions asked if the location of commercial and/or industrial activities involving truck traffic and manufacturing should be limited. Only about one-quarter of respondents would allow such activities to occur anywhere in the County but a majority agree or strongly agree that it should be limited to inside a city or village (53 percent) or near a city or village (79 percent). This result is consistent with the concern noted above about preserving farm land in the County. Male respondents were significantly more likely to agree that manufacturing activities should be located within cities or villages and less supportive of allowing them to be sited near a city or

Table 7: Opinions About Economic Development Issues, Grant County, 2007						
Limit manufacturing involving truck traffic to:	Count	Strongly Agree	Agree	Disagree	Strongly Disagree	No Opinion
in city or village	347	14%	39%	28%	7%	12%
near a city or village	347	16%	63%	8%	3%	10%
anywhere in Grant county	339	7%	19%	38%	20%	16%
	Count	Strongly Agree	Agree	Disagree	Strongly Disagree	No Opinion
Coordinate new businesses recruitment	358	53%	40%	2%	2%	3%
Require water and sewer services	360	26%	45%	11%	4%	14%
Grant County should provide land with infrastructure	360	16%	43%	19%	7%	15%
Grant County should pursue	Count	Strongly Agree	Agree	Disagree	Strongly Disagree	No Opinion
ethanol plants	361	22%	33%	23%	9%	13%
solar energy	366	39%	45%	5%	1%	10%
wind energy	372	48%	43%	2%	2%	6%

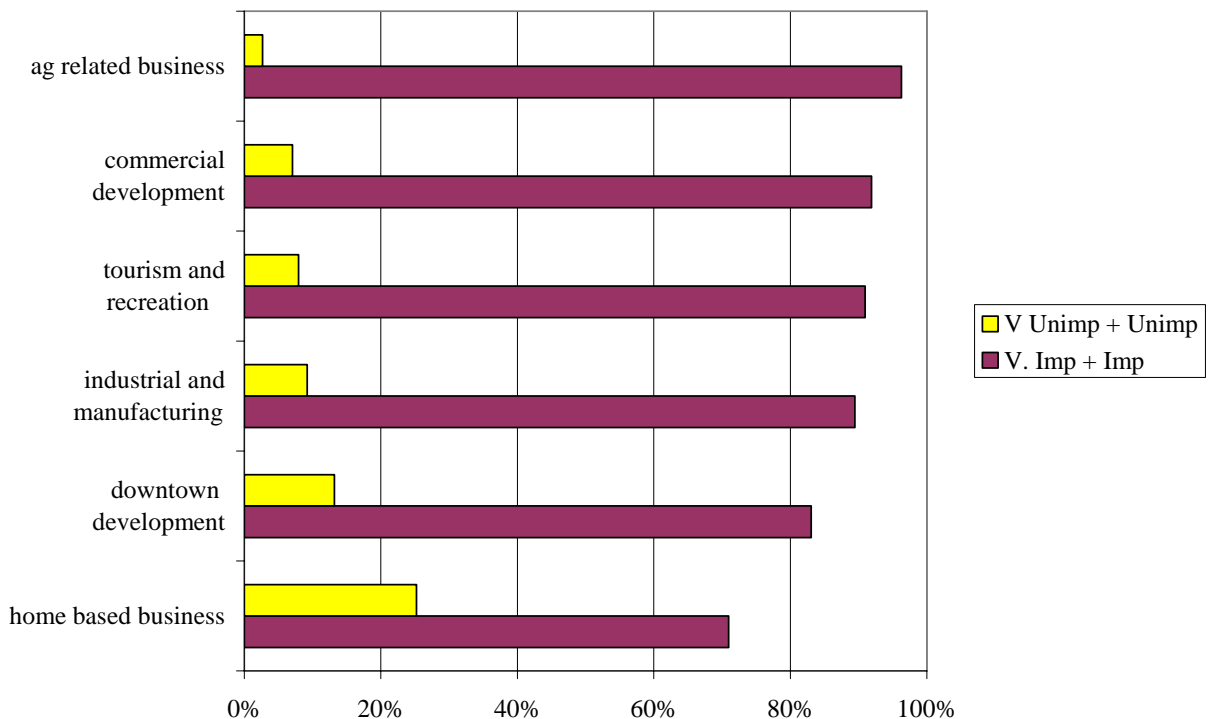
village or anywhere in the County than were women. Higher income households were, similarly, more likely to favor location of manufacturing businesses within cities or villages and less supportive of allowing them to locate anywhere in the County.

Virtually all respondents (93 percent) agreed or strongly agreed that Grant County should coordinate efforts to recruit new businesses and industry. Likewise, there is majority support for requiring developments at the edge of cities and villages to have municipal sewer and water (71 percent agree or strongly agree) and that all Grant County jurisdictions should provide at least some land with infrastructure for industrial and commercial developments (59 percent agree or strongly agree). Men are significantly more skeptical about the wisdom of providing infrastructure at public expense for industrial or commercial developments than are women.

Respondents were asked to weigh in on whether Grant County should pursue the development of three types of renewable energy to promote local economic development: ethanol, solar and wind energy. Interestingly, the only one of these options for which there is significant opposition is ethanol (about one-third disagree or strongly disagree that this option should be pursued). On the one hand, this is surprising given the clear and substantial impact that ethanol has had on the corn market in the U.S. during the past two years. On the other hand, press accounts with concerns about the sustainability of the rate of growth in this industry, concerns about the impact of these plants on local air quality and water supplies, and the increase in animal feed prices caused by ethanol make this level of opposition understandable. Men and those from higher income households are particularly skeptical about ethanol as a driver of local economic development.

Finally, Grant County residents were asked to provide their opinions about the importance of various types of economic activities to the Grant County economy. Figure 6 illustrates the fact that almost all respondents recognize agriculturally-related business as important or very important to the County's economy; only 4 percent disagree or are neutral with respect to this assessment. All of the items listed in Figure 6 gathered the support of strong majorities. Home based businesses had the lowest level of agreement that they are important or very important to the County's economy and even this option was supported by 71 percent of County respondents.

Figure 6: Importance for Grant County



People from higher income households were more supportive of several of the business types listed in Figure 6: commercial and retail, downtown/Main Street, industrial and manufacturing, and tourism and recreation. In contrast to surveys done in other parts of the state, men in Grant County are significantly less supportive of industrial and manufacturing development than are women.

The comments summarized in Appendix C with respect to economic development tend to focus on “lacks.” Residents say that there is a lack of high paying jobs, lack of good restaurants, and lack of shopping opportunities within the County.

Conclusions

Overall, the residents of Grant County appear to like where they live. Most appreciate the small town/rural atmosphere and the natural beauty of the County. They place a high value on preserving these natural and cultural resources. They also voiced support for actions that would help realize their preferences for preservation: for developments they prefer cluster designs that preserve more open space, they want the visual impact of proposed developments to be considered in the evaluation process, and they strongly prefer to see productive agricultural land used in agriculture and oppose its conversion to residential or commercial uses.

Residents also give high marks to most community services and facilities. They are particularly pleased with their emergency services (fire, ambulance) and feel that the overall network of roads meets their needs and are maintained in a satisfactory manner.

Areas of concern that are evident from the data and comments are a concern about a lack of jobs that pay what the authors feel is a living wage, a lack of shopping and restaurant choices, and a lack of bike and walking trails in the County.

Finally, there are a number of demographic differences with respect to the comprehensive planning issues covered in this survey. For example, younger residents, those who've lived in Grant County for shorter periods of time and women are more concerned about preserving natural and cultural resources and somewhat less satisfied with community facilities and services than are men and long-term residents of the County.

Acknowledgements

Students working for the Survey Research Center were instrumental in the completion of this study. We would like to thank Bethany Barnett, Adrienne Adolphson, Mandy Speerstra, Megan Glenn, Corrie Ford, Katie Kramer, Megan Keune, Hannah Stuttgen, Grady Stehr and Annika Duchane. Their hard work and dedication are gratefully acknowledged. The SRC would also like to thank Ron Niemann and Jennifer Ginter-Lyght of the SouthWestern Regional Planning Commission for their assistance throughout the survey process. Finally, we would like to specially thank the citizens of Grant County who took the time to complete the questionnaire.

Appendix A – Survey Purpose and Methods

Survey Purpose

In the fall of 2007, the South Western Wisconsin Regional Planning Commission (SWWRPC) sent comprehensive planning public opinion surveys to 18,978 residents of Grant County. The motivation for this study was to gather opinions of residents about the future direction of development in Grant County. The County chose to work with the Survey Research Center (SRC) at the University of Wisconsin – River Falls to compile and analyze the results of this survey.

A total of 4,715 useable surveys were returned for an overall 25 percent return rate. From the returned surveys, the SRC constructed a random sample of 379 surveys as a balanced sample of public opinion for the County as a whole.

Survey Methods

Thirty-four jurisdictions in Grant County (cities, villages, and towns) participated in this survey. These jurisdictions represent 59 percent of the occupied households in Grant County. The SWWRPC also mailed surveys to households in non-participating jurisdictions for which addresses were available to ensure a sample representative of the entire County.

The overall County sample, which is analyzed in this report, was constructed from the participating and non-participating sub-samples. The non-participating jurisdictions contain about 41 percent of the total occupied housing units in Grant County. So, the observations from the non-participating jurisdiction represent 41 percent of the overall sample. The overall County sample of 379, therefore, contains 155 observations from the non-participating jurisdictions and 224 from participating jurisdictions. The SRC drew a random sample from each participating jurisdiction that was proportionate to its percentage of the overall occupied housing units in the County. For example, the city of Boscobel, with 1,174 occupied housing units, represents 6 percent of the total occupied housing units in the County (18,559), so we wanted 6 percent of the overall County sample to come from the city of Boscobel (24 observations). Table 1 summarizes the occupied housing units in the County, the target sample size, the number of questionnaires mailed to citizens in each jurisdiction, the number and percentage that were returned, the confidence interval for that jurisdiction, and the number randomly drawn to include in the overall County sample.

With a total County sample of 379, the estimated values reported in this summary of results should be accurate to plus or minus 5 percent.

A substantial number of comments were included in the sample questionnaires. They are included in Appendix B of this report. Selected quotes from these comments are used to introduce most major segments of this report.

Table A1: Sample from Participating Jurisdictions – Occupied Housing Units

Jurisdiction	2000 Census Occupied Housing Units	Target Sample Size	Number Mailed Out	Returned Surveys	% Returned	Confidence Interval	Needed for County Sample
City of							
Boscobel	1174	290	855	134	16%	8	24
Cuba City	861	266	590	154	26%	7	17
Lancaster	1706	314	1172	346	30%	5	35
Village of							
Bagley	157	112	360	72	20%	9	3
Bloomington	260	155	318	63	20%	11	5
Blue River	183	124	218	43	20%	13	4
Cassville	488	215	471	54	11%	13	10
Dickeyville	420	201	397	103	26%	8	9
Hazel Green	472	212	440	65	15%	11	10
Montfort	252	152	276	51	18%	12	5
Mount Hope	80	66	98	16	16%	22	2
Muscoda	610	236	536	84	16%	10	12
Patch Grove	65	56	86	20	23%	18	1
Woodman	45	40	60	9	15%	30	1
Town of							
Bloomington	130	97	224	51	23%	11	3
Cassville	185	125	235	74	31%	9	4
Clifton	108	84	192	36	19%	13	2
Ellenboro	191	128	252	56	22%	11	4
Harrison	176	121	256	57	22%	11	4
Hazel Green	301	169	335	101	30%	8	6
Hickory Grove	146	106	214	43	20%	13	3
Jamestown	753	255	845	123	15%	8	15
Liberty	189	127	268	50	19%	12	4
Lima	237	147	323	65	20%	10	5
Little Grant	93	75	140	21	15%	19	2
Mount Hope	84	69	156	27	17%	16	2
North Lancaster	164	115	228	60	26%	10	3
Potosi	299	168	429	113	26%	7	6
Smelser	268	158	366	74	20%	10	5
South Lancaster	234	146	283	78	28%	9	5
Waterloo	210	136	367	61	17%	11	4
Watterstown	134	100	242	44	18%	12	3
Woodman	75	63	173	24	14%	17	2
Wyalusing	155	111	244	49	20%	12	3

Table A1 (continued): Sample from Non-Participating Jurisdictions – Occupied Housing Units							
Jurisdiction	2000 Census Occupied Housing Units	Target Sample Size	Number Mailed Out	Returned Surveys	% Returned	Confidence Interval	Needed for County Sample
City of							
Fennimore	1,021	279	851	153	18%	7	21
Platteville	3,312	344	2220	446	20%	4	67
Village of							
Livingston	252	152	275	73	27%	10	5
Potosi	302	169	306	84	27%	9	6
Tennyson	139	102	156	37	24%	14	3
Town of							
Beetown	261	156	333	66	20%	10	5
Boscobel	190	127	197	97	49%	7	4
Castle Rock	112	87	184	20	11%	20	2
Fennimore	199	131	273	103	38%	7	4
Glen Haven	185	125	215	60	28%	10	4
Marion	180	123	253	36	14%	15	4
Millville	63	54	109	18	17%	20	1
Mount Ida	187	126	263	52	20%	12	4
Muscoda	251	152	440	68	15%	10	5
Patch Grove	135	100	192	30	16%	16	3
Paris	264	157	341	53	16%	12	5
Platteville	475	213	530	259	0.49	4	10
Wingville	126	95	191	36	0	14	3
Blank Multiples ¹				484			
Non-Resident				119			
	2000 Census Occupied Housing Units		Number Mailed Out	Returned Surveys	% Returned		
Total Participating	10905		11649	2421	21%		
Total Non- Participating	7,528		7,138	1,655	23%		
Total Other				603			
Total Occupied Housing Units	18,433		18,787	4,679	25%		

¹ Respondent either did not provide jurisdiction in which residence is located or selected multiple jurisdictions.

Appendix B – Quantitative Summary of County Sample by Question

GRANT COUNTY COMPREHENSIVE PLANNING PUBLIC OPINION SURVEY

QUALITY OF LIFE

The following questions ask your opinion on **the quality of life in Grant County**.

1. What are the <u>three</u> most important reasons you and your family choose to live in <u>Grant County</u> ?		
17% Agriculture	20% Low Crime Rate	10% Quality Neighborhood
2% Appearance of Homes	24% Natural Beauty	18% Quality Schools
3% Community Services	56% Near Family and Friends	9% Recreational Opportunities
17% Cost of Home	40% Near Job (Employment Opportunity)	58% Small Town Atmosphere
2% Historical Significance	6% Property Taxes	5% Other:

COMMUNITY FACILITIES AND SERVICES

These questions ask your opinion about the **community facilities and services in your town, city, or village**.

2. Rate the following <u>local services</u> .	Excellent	Good	Fair	Poor	Not Applicable
a. Ambulance Service	54%	35%	6%	0%	5%
b. Fire Protection	54%	39%	4%	0%	3%
c. Garbage Collection	39%	39%	9%	2%	11%
d. Municipal Water System	23%	38%	10%	2%	26%
e. Park and Recreation Facilities	30%	47%	13%	2%	7%
f. Police Protection	27%	45%	20%	4%	4%
g. Public Library	33%	46%	11%	2%	8%
h. Public School System	30%	49%	13%	2%	6%
i. Recycling Programs	31%	51%	12%	2%	3%
j. Sanitary Sewer Service	25%	42%	8%	1%	24%
k. Snow Removal	27%	47%	17%	2%	7%
l. Storm Water Management	16%	43%	16%	3%	22%
m. Street and Road Maintenance	16%	46%	28%	8%	2%

COMMUNICATION

3. Fill the circles of the **two** most effective ways **your local jurisdiction** could provide Comprehensive Planning information to its landowners and residents.

Direct Mailings	Radio	Newspaper Articles	Newsletters	Other
70%	21%	44%	56%	4%

NATURAL AND CULTURAL RESOURCES

The following questions ask your opinion about the importance of natural/cultural resources **in your community**.

4. How important is it to protect the following:	Essential	Very Important	Important	Not Important	Not Applicable
a. Air Quality	68%	29%	2%	1%	1%
b. Farmland	59%	37%	3%	1%	1%
c. Forested Lands	54%	40%	3%	1%	2%
d. Groundwater	73%	25%	1%	0%	0%
e. Historic and Cultural Sites	27%	57%	13%	1%	2%
f. Open Space	34%	53%	10%	1%	2%
g. Rivers and Streams	64%	34%	2%	0%	0%
h. Rural Character	39%	47%	12%	1%	2%
i. Scenic Views and Undeveloped Hills / Bluffs	46%	42%	9%	2%	1%
j. Wetlands	40%	41%	12%	2%	4%
k. Wildlife Habitat	47%	43%	7%	1%	2%

HOUSING

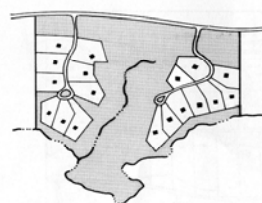
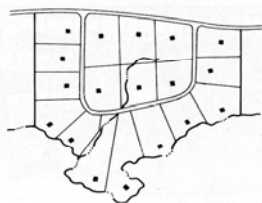
The following questions ask your opinion about the development of housing **in your community**.

	Strongly Agree	Agree	Disagree	Strongly Disagree	No Opinion
5. Your local jurisdiction should focus on improving existing housing quality.	24%	44%	16%	3%	13%
6. The following types of housing are needed:					
a. Single Family Housing	19%	40%	15%	5%	21%
b. Duplexes (2 units)	8%	33%	25%	9%	25%
c. Apartments (3 or more units)	7%	24%	31%	12%	26%
7. Affordable housing is needed in your local jurisdiction.	31%	36%	14%	6%	13%
8. Elderly housing is needed in your local jurisdiction.	20%	43%	19%	4%	14%
9. Starter (first time buyer) homes are needed in your local jurisdiction.	19%	37%	23%	4%	16%

10. Would you prefer housing built in a traditional design (Option A) or a cluster design (Option B)? Please fill the circle for either Option A or Option B below to indicate your preference.

39% OPTION A

61% OPTION B



AGRICULTURE AND LAND USE

The following questions ask your opinion about agriculture and land use in Grant County.

	Strongly Agree	Agree	Disagree	Strongly Disagree	No Opinion
11. Productive agricultural land should be allowed to be used for:					
a. Agricultural Use	76%	21%	1%	0%	2%
b. Residential Use	4%	28%	44%	17%	7%
c. Commercial Use	3%	19%	45%	26%	7%
d. Any Use	4%	8%	40%	36%	12%
12. Large scale farms (500 or more animal units) should be allowed to expand:					
a. Anywhere in Grant County	9%	17%	42%	23%	8%
b. Nowhere in Grant County	12%	14%	44%	19%	12%
c. Outside a 2 mile radius of incorporated areas	23%	39%	17%	9%	12%
13. Landowners should be allowed to develop land any way they want.	11%	17%	52%	18%	2%
14. The visual impacts (view of the landscape) of development is an important consideration when evaluating proposed development.	28%	57%	9%	2%	5%
15. It is important to require driveways that will meet standards for providing emergency services.	38%	52%	6%	0%	4%
16. There should be a minimum lot size on residential development in rural areas.	24%	48%	16%	5%	8%

17. In your opinion, what should the minimum lot size be for rural residential development? Fill one circle only.

Less than 1 acre	1 to 5 acres	6 to 10 acres	11 to 40 acres	41 or more acres	No Limitation
19%	49%	13%	5%	4%	11%

18. How many acres of land do you own in Grant County?	Less Than 1 acre	1-10 acres	11-100 acres	101 acres or more
	60%	17%	10%	13%
19. Do you actively farm the land you own?	Yes	No	Not Applicable	
	14%	55%	31%	
20. Do you think your land will be actively farmed (by you or someone else) in the next (fill all circles that apply):				
0-5 years	6-10 years	11-15 years	16-20 years	Not Applicable
10%	6%	6%	13%	74%

TRANSPORTATION

This series of questions asks your opinion about transportation issues **in your community.**

	Strongly Agree	Agree	Disagree	Strongly Disagree	No Opinion
21. The overall road network (roads, streets, and highways) in Grant County meets the needs of its citizens.	14%	74%	9%	2%	1%
22. The condition of local roads and streets in your community is adequate for intended uses.	11%	64%	20%	3%	1%
23. Biking and walking are important modes of transportation in your community.	18%	44%	22%	5%	11%
24. There should be more biking and walking lanes along public roadways.	24%	34%	23%	9%	10%

25. Rate the following in your local jurisdiction:	Excellent	Good	Fair	Poor	Not Applicable
a. Roads	12%	59%	22%	6%	0%
b. Sidewalks	6%	39%	28%	6%	22%
c. Bike Trails	3%	17%	19%	16%	44%
d. Airports	6%	30%	16%	4%	43%
e. Bus Service	1%	4%	3%	20%	72%
f. Shared Ride Van Services	0%	9%	11%	16%	64%
g. Railroads	2%	11%	10%	13%	64%
h. Other:	3%	9%	1%	12%	75%

ECONOMIC DEVELOPMENT

The following questions ask how you view economic development **in your local community.**

26. Commercial or industrial buildings and activities involving truck traffic and manufacturing should be located:	Strongly Agree	Agree	Disagree	Strongly Disagree	No Opinion
a. In an existing city or a village	14%	39%	28%	7%	12%
b. Near a city or village	16%	63%	8%	3%	10%
c. Anywhere in Grant County	7%	19%	38%	20%	16%
27. Grant County should work to coordinate efforts to actively recruit new business and industry.	53%	40%	2%	2%	3%
28. All Grant County communities should provide at least some land with infrastructure (water, sewer, access, etc.) for industrial and commercial uses either owned publicly or privately.	16%	43%	19%	7%	15%
29. Development at the edge of cities and villages should be required to have municipal water and sewer services.	26%	45%	11%	4%	14%

30. Grant County jurisdictions should pursue the following energy alternatives as a form of economic development:	Strongly Agree	Agree	Disagree	Strongly Disagree	No Opinion
a. Ethanol Plants	22%	33%	23%	9%	13%
b. Solar Energy	39%	45%	5%	1%	10%
c. Wind Energy	48%	43%	2%	2%	6%
d. Other:	28%	8%	0%	0%	63%

31. Rate the importance of the following:	Essential	Very Important	Important	Not Important	No Opinion
a. Agricultural Related Businesses	59%	38%	2%	0%	1%
b. Commercial and Retail Development	33%	59%	7%	1%	1%
c. Downtown Development – “Main Street”	31%	52%	11%	2%	4%
d. Home Based Businesses	17%	54%	22%	3%	4%
e. Industrial and Manufacturing Development	40%	50%	8%	1%	1%
f. Tourism and Recreation	36%	55%	7%	1%	1%

32. Is there anything about **living in Grant County** that you don’t like?

See Appendix C

33 If you could change one thing **in your community**, what would it be?

See Appendix C

34. Other comments:

See Appendix C

DEMOGRAPHICS: Please tell us some things about you:

35. Gender:	Male 53%	Female 47%																																																										
36. Age:	18-24 0%	25-34 7%	35-44 13%	45-54 23%	55-64 22%	65 and older 35%																																																						
37. Employment Status:	Employed Full Time 44%	Employed Part Time 6%	Self Employed 10%	Unemployed 1%	Retired 37%	Other 1%																																																						
38. Place of Residence:	Own 99%		Rent 1%		Other: 0%																																																							
39. Number of Adults (18 or older) in Household:	0 20%		1 71%	2 7%	3 2%	4 1%																																																						
40. Number of Children (under 18) in Household:	5+ 67%		0 14%	1 11%	2 7%	3 1%																																																						
41. Household Income Range:	Less than 15,000 7%	15,000 – 24,999 14%	25,000 – 49,999 33%	50,000 – 74,999 25%	75,000 – 99,999 15%	100,000 or More 6%																																																						
42. How many years have you lived in Grant County?	Less than 1 1%	1 – 4 5%	5 - 9 9%	10 - 24 14%	25+ 71%																																																							
43. Where do you live?	<table border="0"> <thead> <tr> <th>Town</th> <th>Village</th> <th>City</th> </tr> </thead> <tbody> <tr> <td><input type="radio"/> Town of Beetown</td> <td><input type="radio"/> Town of Millville</td> <td><input type="radio"/> V. of Bagley</td> </tr> <tr> <td><input type="radio"/> Town of Bloomington</td> <td><input type="radio"/> Town of Mount Hope</td> <td><input type="radio"/> V. of Bloomington</td> </tr> <tr> <td><input type="radio"/> Town of Boscobel</td> <td><input type="radio"/> Town of Mount Ida</td> <td><input type="radio"/> V. of Blue River</td> </tr> <tr> <td><input type="radio"/> Town of Cassville</td> <td><input type="radio"/> Town of Muscoda</td> <td><input type="radio"/> V. of Cassville</td> </tr> <tr> <td><input type="radio"/> Town of Castle Rock</td> <td><input type="radio"/> Town of N. Lancaster</td> <td><input type="radio"/> V. of Dickeyville</td> </tr> <tr> <td><input type="radio"/> Town of Clifton</td> <td><input type="radio"/> Town of Paris</td> <td><input type="radio"/> V. of Hazel Green</td> </tr> <tr> <td><input type="radio"/> Town of Ellenboro</td> <td><input type="radio"/> Town of Patch Grove</td> <td><input type="radio"/> V. of Livingston</td> </tr> <tr> <td><input type="radio"/> Town of Fennimore</td> <td><input type="radio"/> Town of Platteville</td> <td><input type="radio"/> V. of Monfort</td> </tr> <tr> <td><input type="radio"/> Town of Glen Haven</td> <td><input type="radio"/> Town of Potosi</td> <td><input type="radio"/> V. of Mount Hope</td> </tr> <tr> <td><input type="radio"/> Town of Harrison</td> <td><input type="radio"/> Town of Smelser</td> <td><input type="radio"/> V. of Muscoda</td> </tr> <tr> <td><input type="radio"/> Town of Hazel Green</td> <td><input type="radio"/> Town of S. Lancaster</td> <td><input type="radio"/> V. of Patch Grove</td> </tr> <tr> <td><input type="radio"/> Town of Hickory Grove</td> <td><input type="radio"/> Town of Waterloo</td> <td><input type="radio"/> V. of Potosi</td> </tr> <tr> <td><input type="radio"/> Town of Jamestown</td> <td><input type="radio"/> Town of Watterstown</td> <td><input type="radio"/> V. of Tennyson</td> </tr> <tr> <td><input type="radio"/> Town of Liberty</td> <td><input type="radio"/> Town of Wingville</td> <td><input type="radio"/> V. of Woodman</td> </tr> <tr> <td><input type="radio"/> Town of Lima</td> <td><input type="radio"/> Town of Woodman</td> <td></td> </tr> <tr> <td><input type="radio"/> Town of Little Grant</td> <td><input type="radio"/> Town of Wyalusing</td> <td></td> </tr> <tr> <td><input type="radio"/> Town of Marion</td> <td></td> <td></td> </tr> </tbody> </table>						Town	Village	City	<input type="radio"/> Town of Beetown	<input type="radio"/> Town of Millville	<input type="radio"/> V. of Bagley	<input type="radio"/> Town of Bloomington	<input type="radio"/> Town of Mount Hope	<input type="radio"/> V. of Bloomington	<input type="radio"/> Town of Boscobel	<input type="radio"/> Town of Mount Ida	<input type="radio"/> V. of Blue River	<input type="radio"/> Town of Cassville	<input type="radio"/> Town of Muscoda	<input type="radio"/> V. of Cassville	<input type="radio"/> Town of Castle Rock	<input type="radio"/> Town of N. Lancaster	<input type="radio"/> V. of Dickeyville	<input type="radio"/> Town of Clifton	<input type="radio"/> Town of Paris	<input type="radio"/> V. of Hazel Green	<input type="radio"/> Town of Ellenboro	<input type="radio"/> Town of Patch Grove	<input type="radio"/> V. of Livingston	<input type="radio"/> Town of Fennimore	<input type="radio"/> Town of Platteville	<input type="radio"/> V. of Monfort	<input type="radio"/> Town of Glen Haven	<input type="radio"/> Town of Potosi	<input type="radio"/> V. of Mount Hope	<input type="radio"/> Town of Harrison	<input type="radio"/> Town of Smelser	<input type="radio"/> V. of Muscoda	<input type="radio"/> Town of Hazel Green	<input type="radio"/> Town of S. Lancaster	<input type="radio"/> V. of Patch Grove	<input type="radio"/> Town of Hickory Grove	<input type="radio"/> Town of Waterloo	<input type="radio"/> V. of Potosi	<input type="radio"/> Town of Jamestown	<input type="radio"/> Town of Watterstown	<input type="radio"/> V. of Tennyson	<input type="radio"/> Town of Liberty	<input type="radio"/> Town of Wingville	<input type="radio"/> V. of Woodman	<input type="radio"/> Town of Lima	<input type="radio"/> Town of Woodman		<input type="radio"/> Town of Little Grant	<input type="radio"/> Town of Wyalusing		<input type="radio"/> Town of Marion		
Town	Village	City																																																										
<input type="radio"/> Town of Beetown	<input type="radio"/> Town of Millville	<input type="radio"/> V. of Bagley																																																										
<input type="radio"/> Town of Bloomington	<input type="radio"/> Town of Mount Hope	<input type="radio"/> V. of Bloomington																																																										
<input type="radio"/> Town of Boscobel	<input type="radio"/> Town of Mount Ida	<input type="radio"/> V. of Blue River																																																										
<input type="radio"/> Town of Cassville	<input type="radio"/> Town of Muscoda	<input type="radio"/> V. of Cassville																																																										
<input type="radio"/> Town of Castle Rock	<input type="radio"/> Town of N. Lancaster	<input type="radio"/> V. of Dickeyville																																																										
<input type="radio"/> Town of Clifton	<input type="radio"/> Town of Paris	<input type="radio"/> V. of Hazel Green																																																										
<input type="radio"/> Town of Ellenboro	<input type="radio"/> Town of Patch Grove	<input type="radio"/> V. of Livingston																																																										
<input type="radio"/> Town of Fennimore	<input type="radio"/> Town of Platteville	<input type="radio"/> V. of Monfort																																																										
<input type="radio"/> Town of Glen Haven	<input type="radio"/> Town of Potosi	<input type="radio"/> V. of Mount Hope																																																										
<input type="radio"/> Town of Harrison	<input type="radio"/> Town of Smelser	<input type="radio"/> V. of Muscoda																																																										
<input type="radio"/> Town of Hazel Green	<input type="radio"/> Town of S. Lancaster	<input type="radio"/> V. of Patch Grove																																																										
<input type="radio"/> Town of Hickory Grove	<input type="radio"/> Town of Waterloo	<input type="radio"/> V. of Potosi																																																										
<input type="radio"/> Town of Jamestown	<input type="radio"/> Town of Watterstown	<input type="radio"/> V. of Tennyson																																																										
<input type="radio"/> Town of Liberty	<input type="radio"/> Town of Wingville	<input type="radio"/> V. of Woodman																																																										
<input type="radio"/> Town of Lima	<input type="radio"/> Town of Woodman																																																											
<input type="radio"/> Town of Little Grant	<input type="radio"/> Town of Wyalusing																																																											
<input type="radio"/> Town of Marion																																																												

Appendix C: Grant County Sample Written Comments

Q32. Is there anything about living in Grant County that you don't like?

Tax issues (34 Comments)

- School taxes are way too high! Too much is spent on nonsense!
- Having to pay taxes for roads that get tore up by the carriages of the Amish.
- High property taxes (3X)
- High taxes (8x)
- High taxes on real estate. I have lived in several states and the taxes are not this high. My RE taxes are 3 times higher than I paid in Ohio for lesser value if a house here
- Local taxes very high
- Platteville taxes are way too high.
- Property taxes (2X)
- Property taxes and school taxes are too high
- Property Taxes increasing at high rates
- Tax.
- Taxes (4X)
- Taxes are too high (3X)
- Taxes in Cuba City
- Taxes, oppressive laws contrary to a free society. Government ventures into areas where government is not allowed under the constitution.
- The ever increasing taxes on southwest tech. Raise tuition or get money from more counties. Our public schools and city's taxes have growth like swt seems to put on all of us and a smaller number of students benefit. Stop tax growth by cutting services-this is not a socialist country.
- Yes, school taxes are out of line and destroying our small communities and divide neighbor against neighbor.
- Having just moved here from MN. The real estate taxes are high

Governance Issues (18 Comments)

- Legislature ignores SW Wisconsin's needs, and our legislators need public and agency backing to get our issues addressed.
- City of Platteville running to sprawl. in part due to developers ripping off the city.
- Local authorities are way too gree (sic) about showing prejudice.
- Attitude that protects the way it has always been
- County Board
- County Board too many members, Court System needs revamp, murder go free.
- County board's frequent short sighted approach to issues. The fact that the county board is willing to accept insurance coverage for members, but provide poor pay and benefits to county employees. The county board has to address, in a decisive manner, the jail issues soon.
- Top heavy County Government County Board Members should not be getting health insurance. And we have too many board members!
- I don't like the fact that the city council of Platteville is trying to make Platteville a little Dubuque or Madison. If I wanted to live in a city, I would move to Madison or Dubuque. I like Platteville's small town atmosphere. Is the town better because we now have 3 stoplights downtown? No! Would it be better with more apartments? NO! Do we need sidewalks on every street? NO!
- I don't like the idea of city and county spending money they don't have, and I think the public should have a say about adding taxes on to bills as city and county do when ever they feel like it.
- I don't like to pay a fee for disposal of larger item of trash such as conditioners and computers
- North of Hwy 18 has always seemed to be unimportant to the interest of Grant County.
- Our politicians turn a deaf ear to most anything that does not involve farming. This narrow minded attitude is allowing areas of our economy to suffer.

Governance (continued)

- Weak/poor city council – Platteville
 - Platteville City Council
-
- The rest of the state does not acknowledge our existence
 - There are too many people on the Grant County board. Highway committee has too many on its committee
 - Super Max Prison-it's blight on the county and humanity.

Nothing/No (15 Comments)

- No (10X)
- No, I am very well satisfied living in Grant County.
- No. A great part of the state, but hold the line on real estate, especially for the retired living on a fixed income.
- None
- Not really
- Nothing

Environmental/Cultural/Recreational Issues (13 Comments)

- The lack of concern for clean water to prioritize growing crops to feed animals.
- Concentrated animal feeding operations (CAFOs). They smell, they are eye sores and cruel to livestock, and pose a serious risk of surface and ground water pollution.
- Conversion of mixed crop ground to cash grain crops and the loss of established conservation practices. Many farms are no longer strip cropped, waterways are now cropped, terraces removed, etc, and there seems to be no effort to discourage this trend in the area. I believe this trend contributed in part to the severity of flooding in the region this summer.
- Lack of interest and understanding of historic preservation.
- Lack of park/woodlands to hike in. Need a large park similar to a state park
- Recreational land prices have inflated
- Spraying of herbicides on roadway ditches.
- Thunderstorms and floods
- There is not enough handicapped recreation.
- We need to develop walking trails that are on flat ground for seniors and people with limited mobility (Lancaster).
- Lack of things or some sort of recreation for teenage kids.
- Lack of public shooting ranges
- Next to none provisions for equestrians. If tax dollars are spent for "bike trails" an EQUAL AMOUNT is expected for horses

Transportation Issues (13 Comments)

- Lack of bus or rail service to Platteville.
 - Hwy 80 Mothfort to Platteville needs replacing before 2012
 - I do not approve of the amount of gravel put on hwy in winter time. When slick spots occur, putting down ice salt is good. Grant county hwy trucks put down way too much pea gravel that damages vehicles and takes a long time to clean off the roads, also as a motorcyclist, I do not feel safe with the amount of gravel on paved roads at the intersections. It is important that township patrolman clean the gravel off the pavement intersections.
 - Lack of mass transit. No buses, few taxis.
 - Lack of public transportation. Few Bicycle trails.
 - Major roads to larger cities are less than ideal!
-
- One way streets in Platteville that are helter skelter NO planning
 - Bicycle, motorized scooter/pedestrian laws are not being monitored effectively (Primarily in Platteville near college neighborhoods)

Transportation (continued)

- Traffic lights or roundabouts needed at certain intersections. For instance, CoA and Madison streets in Lancaster
- Road projects put on hold by the state.
- Should be bus service for people who do not drive cars. Connection to larger cities is needed
- They, the county and townships, put too much salt on highways and township roads in winter and then they won't plow it off roads good enough and leave slush on roads.

Police/Safety Issues (12 Comments)

- Bureaucracy and over abundance of police
- Cars speeding day and night
- Disagree on banning on once particular breed of an animal (dog).
- Horse Sh*t on the roads. It's a motorcycle hazard
- Lancaster police dept - they did absolutely nothing when my house was broken into and I was sexually assaulted!!
- Litter-do they ever enforce fines for littering. Farmland used for excessive old farm machinery in long-term parking!
- Police not enforcing traffic laws
- Police should better enforce laws, such as: Constant Barking Dogs-I own a dog and I bought a bark collar for him, Littering-to much litter blowing out of garbage trucks and open truck boxes, Homes with Excessive-junk-weeds-non-licensed vehicles. Towns with two or more officers on duty at same time, one should walk beat nightly!
- The gravel roads. Also the junk hole properties, people who buy a new house trailer and just push the old one off to the side, then throw all their junk out the door.
- Too many horse and buggies on the highways, high safety issue
- Vandalism and rural break-ins
- The local police dept. has inadequate officers on the payroll which makes them unable to do their jobs due to physical obesity. I feel it depends on who you are (i.e. preferential treatment).

Lack of Job Opportunities (10 Comments)

- So few job opportunities
- Few professional employment opportunities
- No good paying jobs - work in Prairie du Chien.
- Lack of good paying employment!
- Lack of good paying jobs..
- Lack of job opportunities (2X)
- Most of the jobs are low paying. No reason for younger demographic to stay in the area.
- That my husband has to drive to Madison everyday to have a good paying job with benefits. Grant County should provide more opportunities for people to get an education or learn a new skill WHILE working at the same time - he leaves at 4:30am and gets home at 4:30pm -this makes for a long day and high cost of fuel.
- Lack of more better paying jobs.
- There should be more job opportunities here.

Economic Development (8 Comments)

- Area needs to promote UW-P, agriculture, and cooperatives better and more aggressively.
- It seems the farmers' needs and opinions are seldom considered.
- In Lancaster we have a lot of empty business buildings. Growth doesn't seem to exist. No progress as compared to Prairie du Chien. I seldom if ever shop in downtown Lancaster.
- Deed to try to decrease the poverty level
- Loss of businesses
- Small towns are dying out
- The city I live in won't allow new types of businesses to come in, only what certain people want.
- Let's bring manufacturing jobs to this area by offering incentives such as you give Walmart stores.

Like Grant County (7 Comments)

- Having to leave to return to my other home in Indianapolis
- I like everything in Grant County
- I like most everything
- I love it here!!
- I love it here.
- Like living here.
- Has fine stores - convenient to good hospital and schools - friendly people - minimum crime

Lack of Restaurants (6 Comments)

- Lack of good restaurants.
- Poor restaurant choices for healthy dining.
- Boscobel's stubbornness to increase fast food restaurant variety. We need Kentucky Fried Chicken, Taco Bell, McDonald's or Burger King-cheaper fast food.
- The lack of other fast food chains, other than McDonalds.
- The lack of more restaurants
- Would like more restaurants (i.e. Applebee's or Friday's)

Lack of Shopping (6 Comments)

- Distance from major shopping, limited access to these areas
- Every small town has only ONE grocery store. Competition helps hold the prices down.
- More shopping stores
- Need to drive to shop
- Having to go to Dubuque for anything major. I would rather spend my money in Wisconsin, but there is nothing in the Lancaster or Platteville area or not much of anything. Come on people!
- Travel distances to services like license, social services, court house, employment services.

Social Issues (6 Comments)

- An uneducated resistance to change, not so progressive.
- All the drunks on our streets and highways.
- Better enjoyment choices with benefits.
- Big city people relocating to rural area and trying to use city logic instead of rural logic.
- The farming mentality of the 19th century, very suspicious and uncaring to any new comer, very unfriendly. The ignorance and hard headedness of the people in this area. Not willing to embrace change for the better. The greediness of all people of this area especially small business owners.
- Too many Amish moving into the area! We are not allowed to litter, but they don't have to pick up after their horses! That's 'horse crap.' We have to drive through with our expensive cars and motorcycles that we pay big bucks for and big bucks for 'fuels.'

Housing Issues (4 Comments)

- Housing is only affordable in some of the smaller towns; Platteville is way too expensive for the average younger homeowners.
- Lack of rental property of good size (20 sq feet) with garages.
- Assisted living with two or three bedrooms.
- Low income housing.

Medical Issues (3 Comments)

- Medical care here can be scary: was left in ER for 5 hours, no MD's, no pain meds, at old SW Health Ctr. Hospital. No family members will use it since then after my middle-of-the-day experience.
- Medical Assistance Program needs to be checked into- they make it too easy for the wrong people taking advantage of the program.
- Too many miles from larger city hospitals.

Utilities (2 Comments)

- An old city sewer system with no solution in sight.
- The water. Even after two filters, there is sand in the coffee filter. It smells so bad it makes the kitchen stink. What is the deal?

Land Use (3 Comments)

- Loop holes in existing zoning regulations.
- Too many land area zones!!
- Restriction on lot size 20 to "smart growth"

Miscellaneous (3 Comments)

- Cold winters
- The feeling of not having good communication in our area (Newspapers, radio, tv)
- Surveys which no one will use effectively.

Question 33. If you could change one thing in your community, what would it be?

Transportation Issues (26 comments)

- Main St. reverted to 1-way.
- Stoplights other than Main and Water St. and Pine and Water St., removed. They cause more traffic problems and property damage than they prevent.
- More access to routes in town to hwys out of town. Know old mines have caused some of the streets to dead-end, but there's a lack of through streets.
- Better city streets.
- Better road repairs
- Better roads
- Better street and roads.
- Better streets
- Bumps on HWY 80
- Complete Hwy 133 from Cty. N to Cassville wasted time and money by not finishing it years ago. I know it was surveyed at least 14 times.
- Enforce right of way
- Fewer traffic lights
- Fix the streets
- Have all gravel roads blacktopped or seal coated
- Having the Cassville ferry fully state funded.
- Highway and road cleanup in winter and cutting weeds along roads in summer.
- Highways 80 and 81 around Platteville instead of through the city.
- I would want all paved roads in Grant County Living off gravel roads and major wear on vehicle more so than when living in town/city where all roads/streets are paved
- I would want Platteville township to improve road conditions and capacity to carry the increased vehicle and pedestrian traffic that comes and goes from new housing development
- Narrow secondary roads
- Public transportation
- Seal coat all gravel roads.
- Sidewalk on our street (sunset drive)
- The appearance (landscaping and development) entering the city from the south on Hwy 80/81 could be improved. Hwy 80 North from Main/water needs work. Maybe another route for hwy 80 may be in order...Bypassing the present route on water street.
- The stop light system in Platteville. Doesn't work the right way that it should, and we didn't need it in the first place. 4-way stop sign system worked just fine before, with less traffic jams and confusion.
- The way they do road construction. Example - tearing up both intersections into the industrial park at the same time with no way in our out some days.
- Parking rules.

Governance Issues (15 Comments)

- "Good old Boy" network of local government
- Better social service department.
- Cut down on number of County board members. 31 is too much. Also go to having a county administrator, too many committee meetings, you don't run a corp. by committee.
- Get mayor for Platteville, and have UWP college hire police instead of city for increased students
- Make the local town boards enforce local and state laws that effect our townships (weed control)
- More community involvement of our citizens.
- Need more people in district interested in the town board.
- Public hearings on Saturday.

Governance (continued)

- Size of county board
- Stop the clique from running things and replacing such people with fair and honest leaders.
- Stop the county boards from doing stupid things (such as the incinerator in Muscoda)
- That local city officials and county board members be only allowed two terms so more people and ideals can be heard.
- The attitudes of the people within that jurisdiction on the proper roles of government.
- The city counsel and police dept of Lancaster. They don't want our town to grow, they keep pushing people out instead of drawing them in.
- The town chairman.

Economic Development (17 Comments)

- An emphasis on a more local economy. Encourage Grant County residents to buy and produce local goods when possible. Increase public awareness of the need to live sustainably.
- Another grocery store.
- Convenience store with soup and sandwich bar needed.
- Create more businesses and local downtown.
- Draw in more business.
- Faster, cheaper internet service.
- (Impossible) get rid of Walmart! cheap stuff for more poor people by stealing business
- For allowing certain businesses to come in to this city, which would create jobs for citizens, improving our economy.
- Get rid of the Agricultural Zoning 35 acre minimum
- Growth in Boscobel is not happening. Something should be done to encourage people to move to Boscobel. Fennimore and Lancaster continue to grow.
- I would provide more support for start-up businesses.
- Industrial/economic development, as we have many industrial buildings which are empty or unused.
- Local governments need to pursue businesses in small town such as Livingston as they already have a business park
- Need to get the board working to recruit businesses to the area.
- Prohibit new nonmetallic quarrying operations pending the reclamation of existing/abandoned quarries, and restrict the size and location of new quarries.
- Recognize that to survive and prosper, we need to embrace more than ag related business
- Start revitalization

Taxes (16 Comments)

- Lower taxes! (6X)
- Cheaper taxes
- Lower house taxes - they keep going up we won't be able to afford our house payments along with increasing taxes.
- Raise auto and truck license fees so as to lower property tax or gas tax.
- Tax credits and less cost to upgrade your home to be more energy efficient
- Tax rates should be lower in real estate
- Tax.
- Taxes
- Taxes-reevaluate how taxes are assigned.
- Add a local or city sales tax either 1/2 or 1% to help offset the burden of property tax on home owners
- Eliminate school tax based on property value. This system is broken!

Environment/Culture/Recreation (16 Comments)

- "Pave paradise - Put up a parking lot" Best for human, animal or mechanical usage
- Encourage more conservation farming practices.
- I would like to see deer shining outlawed!
- Junk! Old cars and farm equipment in fields and around houses. When there is junk in yards or fields, it takes away the beauty.
- Required historic preservation
- Stop cutting down trees in the city.
- Make it easier for me and my children to walk or bike more places safely
- More biking and walking lanes to bike and walk on.
- We could use sidewalks so the children are not riding bikes or other toys in the road
- Add an indoor public pool or offer one to the school in Lancaster
- Better signs on trail. How does it connect to other trails. Put a bridge on it before it goes along the blacktop near the university
- More fun activities throughout the year for families.
- Dog parks
- Biking/ walking trails
- Finish the bike trail and connect to other towns
- More safe and/or updated recreation for kids, teens and families.

Social Comments (4 Comments)

- Improve college student behavior to what it was 20 years ago. (wave magic wand? better parents?)
- People be kind to each other as taught in the bible
- The college brings a lot of problems to this town (reduce the Platteville report).
- More worthwhile volunteer options.

Police/Safety Issues (9 Comments)

- Ban hand held used by other than PD/FD! Safety issue!
- Fine the Amish for littering. Make them license the buggies. Buggies not allowed on U.S. highways or county roads after 'dark.' They are dangerous and a menace to our society, which they pay little to help us out tax wise; no utilities, their own schools!
- Force police to issue traffic citations or look for other work
- Fund more money for drug enforcement programs (i.e. K9 units, DARE programs, DEA Agents) to combat meth labs and other drugs coming in.
- Restructure police dept
- Speed limit enforced
- Is there another more reasonable (cell phones, radios, etc) solution for the sirens for all emergencies?
- Volunteer firefighters and EMTs, First Respondents, etc. should be rewarded with something if possible (health insurance, life insurance)
- We could use more police protection

No/None/Nothing (9 Comments)

- None (2X)
- nothing (7X)

Restaurant Issues (3 Comments)

- Add a taco bell.
- More choice of restaurants other than PIZZA and fast food
- More restaurants

School Issues (9 Comments)

- Better school facilities
- Build a new elementary school to provide more room for the kids to participate in more activities. Or build a new Middle School (grades 6-8) so the other schools have more room (elementary/high schools)
- Fix the financial inefficiencies in the school district
- Focus on our children (possible) more funding for schools
- I would improve the school system
- Keep up the good education system
- More support for home schooling and school choice
- My main concern is that we keep our local school without the public elementary in Cuba City we will move.
- Put a cap to lower school spending and make them stick to it

Housing Issues (8 Issues)

- Affordable housing for low income families as long as they keep the premises livable
- I would like to see major restrictions on all the housing developments. We dislike the 'sprawl' It is too expensive to redevelop old homes or tear them down and build on existing lots b/c city taxes are so much greater than rural taxes
- Limit housing developments. Enact
- Residential development regulations. People live in the 'country' for a reason. Not for it to be developed into housing or subdivisions or for other people to make a profit.
- Stop pushing for low income housing.
- Also there are so many houses for sale because of new development-eventually they will deteriorate. Incentivise people to fix up old houses.
- There needs to be a limit or regulation on how many rental homes are in one community. The city of Fennimore is flooded with homes owned by individuals that do not maintain the property. Apartment buildings don't bring the same type of people who seek the rental homes and don't take care of the property. The image of the community and quality of neighborhoods goes way down when these "low income" homes are poorly maintained. No one wants one of these run down homes next door.
- Upscale retail housing with unusual design, wider doors, no steps etc.

Jobs (8 Comments)

- More jobs (3X)
- Create more job opportunities by incentivizing businesses to locate there.
- Lack of jobs, because farmers eat into the tax base. Make them start paying tax on the items they buy for the farm. We pay their taxes. How greedy of them. Stop state and federal subsidies. I don't get any, why should they. Quit making them rich on the backs of everyone else who isn't a farmer!
- Poverty level/better or more employment opportunities
- To get businesses to build so there are affordable jobs.
- We need to provide employment opportunities to keep our young people in the area to raise families. This would go a long way toward keeping our schools open and keep local businesses viable.

Utilities (2 Comments)

- Cheaper utilities
- The water system.

Land Use (6 Comments)

- Be able to remodel your home as pleased without a lot of grief from Board members.
- Make city engineer follow some set of standards for each resident no favoritism!
- Minimum acreage to limit urban sprawl.
- A law is badly needed requiring owners and renters to maintain a good appearance of their property. There are some real eye sores
- But most of all, a nice beautiful city that cares about the way it looks and portrays itself for people who want to move here.
- Liven up the city/square! It is so dead looking! Decorate, decorate, decorate for holidays/seasons. This makes any town more welcoming!

Miscellaneous (6 Comments)

- Get rid of the dogs.
- If you are a homeowner, you should be allowed to own any breed of dog.
- More contact with larger communities around the area
- Make the years stop going by so fast, and a few less birthdays would be nice
- Nuisance telephone calls wanting to sell something
- The way the water depth is rain.

Question 34. Other comments:

Transportation Issues (2 comments)

- Improve the roads.
- Could this request please be forwarded to the head of Highway Dept. That the township patrolmen please clean gravel off of the intersection of paved roads. I ride in the Fennimore area and find this problem around the area on many roads, and on roads in other areas of Grant County. I have seen a sweeper machine that does a good job, and I have seen some dump trucks with a sweeper on front. Can these be used to make our highways safe for all cyclists that use them both local and tourists? Thank you

Governance Issues (11 Comments)

- City council has to learn to pick their battles. Too much time spent on unimportant issues
- Have county board meetings held at night, you might get younger people to run. Do away with health insurance for county board members.
- I myself am not a board member, but can tell you this - that unless you own half of Lancaster, you are nothing in this community, even though we pay our taxes just like everyone else. When our youngest daughter moves out on her own, we plan to sell our home and move.
- More non corporate, family focused young people need to speak up and have a say in what happens here. Over farming the land or selling it all commercially is not the answer. Industry locations should be selective and strategic, not convenient. *
- Who is running the state? Is it us or a bunch of profiteering lawyers in congress and senate elect common folk to Congress and Senate not lawyers. This is the way it used to be people who would look out for the workers, not the right as it is now.
- Reduce county board!! Too many-too OLD-been at taxpayers funded trough with benefits for too long! Taxes forever for any changes to happen!
- The City of Lancaster will not grow as long as a certain few are allowed to run things as they see is best for themselves. They prefer a small town that they can control and use as they wish.
- The government of Wisconsin, its citizens, these public officials and citizens of Platteville are to be congratulated on the wonderful living community you have and maintain. It is both progressive and conservative at the same time.
- The State of Wisconsin need to reevaluate its Social Security, Disability, and other aid programs. There are children with disabilities that cannot function for themselves and are not eligible for many programs because of parental income. But many of those families are struggling to make ends meet after medical bills and other costs due to those disabilities.
- Too many good local leaders have stepped down. Often the current group exercises too little foresight or critical thinking about how, where, and what Platteville grows into. Regional planning has good staff, but faces a tougher political and financial environment, as well as hysteric (and unfounded!) mistrust. Much of the problem stems from the federal level, the trickle down effects damaging average family finances in favor of the very wealthiest in the U.S. Too much self-esteem emphasis in public schools hurts too! Now they get to college not only ignorant, but convinced they're "special".
- We lack accountability among our local governments. We do not get a fair value for the dollars spent. Grant county handicappers taxi cost \$58,000 according to notice sent. This is double the cost if competing bidding was utilized. How much more gross waste occurs? More attention to winter road plowing/salting and repair is vitally needed.

Economic Development Issues (7 Comments)

- Any new industry - in towns with water and sewer access
- Government should work toward guiding development without giving away services or over burdening the developer or individual land owner
- I disagree on having ethanol plants here until they come up with a more efficient way of getting ethanol out of corn.

Economic Development (Cont)

- Promote more manufacturing development through subsidies for businesses to come into the state. We must stop giving our manufacturing base over to China; they are killing us. Manufacturing here gives jobs back to Americans and fight against illegals using our social security when they don't deserve any of it-they never paid in.
- Tourism need to be developed in Grand County. County and townships should see funding to further identify Indian Mounds along Mississippi
- Alternative energy sources are needed and can Grant County participate, especially wind energy project.
- Would like to see a program such as Sustainable Dane implemented in Grant County

Tax Issues (3 Issues)

- All increases in property taxes and fill increased school spending. Should be brought before the public to vote on to approve or decline. Vote on only one fully explained increase at a time.
- Keep property taxes down.
- Lower taxes for real estate - taxes may force me to move from the area

Environmental issues/culture/recreation Issues (6 Comments)

- Changing any of the scenery would, I think, hurt this area. A lot of people like to drive in this area just for that purpose.
- Grant County is one of the most beautiful counties in state because of its topographical and ruin qualities. Its niche in the "market" is its rural and scenic beauty and recreational opportunities.
- Great parks and pool
- Keep County Green. Require
- Library expansion very good choice
- Tighter restrictions on manure containment and spreading and overall maintenance, upkeep, and appearance of farms! There is a definite need for closing monitoring manure runoff and organic farming!

Social Issues (6 Issues)

- At the risk of sounding like a radical against the Amish. It's time to take some actions! It's getting out of hand and more keep wanting to buy land in this area. There has to be a reason and those who have lived here all our lives need to grasp on and figure what's best for all parties including the Amish.
- Platteville has to come up with some better reasons for families and their young adults to stay.
- If the Amish are going to use our public highways and pollute them they should be required to buy a buggy license just like we do for our cars, trucks, trailers
- The think the Amish should deal with their horse droppings on the highway.
- We have a need to retain/attract young adults to live in Grant County.
- Why do horses and buggies use our roads and do not have to pay road taxes? Why not have them pay a buggy tax for more road money

Job Issues (2 Comments)

- Concerned about job losses in Fennimore
- Create good paying jobs.

Police/Safety Issues (3 Comments)

- Also, hire police officers who are physically capable of doing their jobs and that are honest, fair to al citizens in their town.
- To have more store police coverage in our area. 11th North from Platteville to the Illinois border.
- We should have more speed signs on township roads. People are driving too fast because they don't think there is a speed limit.

No/None (3 Comments)

- No/None (3x)

Like It (5 Comments)

- Fennimore is an outstanding community to live in,
- I do believe that Grant County has a great deal to offer and am very happy to say that I am a life long resident and do not plan on changing that anytime soon.
- nice and peaceful in the country
- Thank you for the survey. This is a great town with so much to offer. We need to focus on the blessings we have.
- The good LORD put me down in Grant county. He knew what was best for me. Who am I to argue with him?
- We LOVE Grant County! We have lived here all of our lives and this is where we plan to retire! I love raising kids in a friendly atmosphere where we feel the schools are the BEST in the area! Our friends and families are here so this is where we want to be too! Thank you for asking the community's opinion!

Housing Issues (1 Comment)

- Require garages built with apartment rental property and housing for elderly.

Medical Issues (1 Comment)

- Did not survey health facilities and churches and etc

School Issues (3 Comments)

- The educational system is good. Having southwest WI technical college is very nice. I have been a high school guidance counselor and teacher for 30 years, my wife Diane has been an instructor at South west Technical college for 18 years. Wonderful community to raise Megan and Dan. Both have graduated from UW system campuses - UWEC and UW Stout
- Small school districts need to merge in a 4 mile radius of my home we have 3 small school districts that are fully staffed for a fast declining school population. WAKE UP!
- They need to cut down spending in the school system. There are too many people working there for the amount of students.

Land Use (5 Comments)

- The city government should NOT be allowed to tell landowners what we can or can't do with our OWN property, or the DNR either!!
- Don't spoil it by overdevelopment! We Don't want to be Dane County. Keep our rural identity!!!
- Houses are being built on the Mississippi River bluffs and spoiling the scenery. Maybe it could be regulated somehow so they could "blend in" better.
- The comprehensive plan for our part of the country must focus first and foremost on preserving our farmland, forests, fish and wildlife, and protecting our groundwater and surface water resources (Big and Little Green Rivers, lower Wisconsin River).
- No where in this survey are there questions concerning the respect of private property rights. The resultant comprehensive plan will jeopardize these rights

Miscellaneous (4 Comments)

- "Local jurisdiction", used throughout this survey, is undefined (especially for people in rural areas)
- Cats eat my birds and use my yard for their pot. Getting under my house and getting in insulation and sleeping.

- I felt many of the questions in this survey were 'leading' questions that are designed to document a position that you want re-enforced. There should be exceptions to rules, policies and procedures. "Agree" or "Disagree"..... there are always extenuating circumstances
- Thank you for your efforts!